



— GET THE STRIPE —

**OVER 70 YEARS  
OF EXCELLENCE**

**PROFESSIONAL STRIKING,  
DIGGING & FIRE TOOLS**

**PRODUCT CATALOG**





# WHEN ONLY THE BEST WILL DO...

... **GO TO NUPLA CORPORATION**, the leader in U.S. manufacture of specialty industrial-grade hand tools. The pioneer and innovator of TCP pultruded Nuplaglas<sup>®</sup>, Nupla produces the strongest and safest fiberglass-handled striking, digging, cutting and fire tools available. In its 55,000 sq. ft. facility in Sun Valley, California, the company produces over 1600 hand tool products, including soft-face hammers, steel hammers, shovels, rakes, hoes, axes, non-conductive tools, and replacement handles.

As the industry leader in TPC (Tension, Continuous, Parallel) fiberglass technology, Nupla's history is one of invention. Recognizing in the 1930's the opportunities presented by the development of plastics and related technologies, Nupla has been an innovator for over 70 years in the development of these technologies and has earned the reputation as the industry standard for fiberglass striking, cutting, digging & fire tools.

We've earned our stripes as the manufacturer of the **WORLD'S STRONGEST HAND TOOLS** and we put that stripe on every tool we produce.



## GET THE STRIPE

### NUPLA "INNOVATIONS" IN FIBERGLASS

- **Nuplaglas<sup>®</sup> Composite Halligan & Pry Bar Handles** - Designed to provide the performance of steel bars while maintaining the flexibility and light weight advantage of Nuplaglas<sup>®</sup> built to perform like steel. (Patent Pending)
- **Integral Rebar** - Short lengths of solid fiberglass incorporated at critical stress points in the handle pultrusion process assure superior reinforcement while providing optimum strength-to-weight ratio. This patented process is used in all Nupla digging tool handles.
- **Ergonomic Handle and Grip Design** - Hammers and shovels alike are designed with the operator in mind. Molded handles in Ergo Power<sup>®</sup> digging products reduce fatigue and offer greater control of the load. Three grip designs in Classic<sup>®</sup> & Ergo Power<sup>®</sup> striking tools let you match the tool to operator and the job.
- **Impax Power Drive<sup>®</sup>** - Nupla's unique **Smart Hammer Technology<sup>®</sup>** delivers the very best surface protective, non-marring, Dead Blow and Quick Change hammers in the industry.
- **Power Pylon<sup>®</sup>** - A rivetless shovel connection structure, made from an engineering composite, molded to the end of a Nuplaglas handle produces an integral fusion of handle to an innovative designed shovel blade.
- **Guyrod** - An alternative to steel strand cable used in utility and communications towers around the world. Continuous lengths of pultruded structural Nuplaglas<sup>®</sup> Guyrod are used in major infrastructure projects.

**Call Nupla direct for a quotation.**

## ■ THE BEST IN QUALITY

Every Nupla tool comes with the assurance that you have purchased **The Best Tool in the industry**. Only the highest quality materials go into our tools. Nuplaglas® handles are manufactured in the USA to precise specifications and carry a Lifetime Warranty. Industrial grade steel and components designed by Nupla engineers undergo the highest level of scrutiny before they are matched to a Nuplaglas® handle.

## ■ THE BEST IN DESIGN

Each and every Nupla Tool has been engineered, tested and retested for balance, strength and durability. Available in the length and grip style you will need for every job, Nupla tools are designed to meet your needs on every job.

## ■ THE BEST IN PERFORMANCE

Manufacturing • Building • Construction • Roads and Highways • Automotive • Railroads Mining • Fire Utilities • Landscape • Safety • Hazmat • Aerospace • Wood working • Metal Working  
Telecommunications • Firearms • Custom designs and colors • OEM parts

Nupla can deliver the tools to maximize performance in every application. From a precise tap to the heaviest demolition project, we have the tool you need.

- Nuplaglas® Composite Pry Bars.
- Impax® Dead Blow hammers are non-marring and absorb recoil.
- Quick Change Hammers & Tips hammers give you up to eight tip density choices.
- Non-Sparking hammers for volatile environments.
- Steel Sledge hammers from 2 lbs to 20 lbs with 10” to 36” handles meet or exceed all federal standards.
- Safety Soft Steel Sledge hammers for striking extra hard metals.
- Cutting – Axes, mauls, bolt cutters and cable cutters.
- Auto Body Hammers & Dollies.
- Shovels – From general construction to heavy industrial, Nupla Classic, Ergo and Power Pylon handles and heavy duty blades will out perform all other shovels.
- Specialty Digging – picks, mattocks, digging bars, telegraph shovels, tampers, soil probes, trenching and cable tools.
- Certified Insulated Non-Conductive digging tools for maximum safety on the job site.
- Fire Tools – Axes, Pike Poles, Halligans and Wildland tools.



# NUPLA®... "THE BEST COMPONENTS" INDUSTRIAL NUPLAGLAS® STRIKING TOOL HANDLES & GRIPS & HEADS

## ■ CLASSIC® HANDLES

Nuplaglas® Handles have been the standard of the industry for nearly 60 years. Thousands of strands of fiberglass encased in a proprietary resin deliver a Super Duty handle tough enough to carry the Nupla Lifetime Warranty.

## ■ ERGO-POWER® HANDLES

Same Super Duty Nuplaglas® with a mold injected protective covering. Protects and extends the life of the handles, grips become integral portion of the handle.

## ■ GRIPS



Super Grip (SG)

- Safest grip in the industry. Use in all weather conditions, with or without gloves.
- Classic rubber or integrated Ergo style



Cush-N-Grip (H)

- Long sleek grip
- Available in rubber



Circular Stripe (C)

- Comfortable standard grip & design
- Available in rubber or integrated molded design
- C & CS short sizes



Single Bit Grip (SB)

- Provides directional accuracy for single bit axes & mauls



Circular Stripe (CS), (CSL)

- Comfortable standard grip & design
- Available in rubber or integrated molded design
- CSL long sizes



Double Bit Grip (DB)

- For double bladed chopping tools

## ■ HEADS

Nupla molded striking heads are available in various hardnesses of non-marring plastic composites. Metal heads available in forged steel & brass and are heat treated for specific levels of hardness.

# TABLE OF CONTENTS

**NUPLA®**  
Since 1938

GET THE STRIPE

ASPHALT LUTE	46	QUICK CHANGE HAMMERS (HOLDERS)	9
AUTO BODY TOOL SETS	48	QUICK CHANGE HAMMERS (HOLDERS)	10
AUTO BODY TOOLS	47	QUICK CHANGE SLEDGE HAMMERS	8
AXES	24	RAKES	42
BALL PEIN HAMMERS & SET	16	RUBBER MALLETS	19
BALL PEINS - WOOD	17	SCRAPERS	42
BOLT CUTTERS	45	SLEDGE HAMMERS	20
BROOMS	46	SLEDGE HAMMERS	21
BUSH HOOKS	24	SLEDGE HAMMERS - WOOD	22
CABLE DROPS	41	SOFT STEEL SAFETY SLEDGE HAMMERS	23
CERTIFIED NON-CONDUCTIVE DIGGING TOOLS	38	SOIL PROBES	41
CERTIFIED NON-CONDUCTIVE DIGGING TOOLS	39	SPECIALTY STEEL HAMMERS	18
CLAW & RIPPING HAMMERS	16	SQUEEGEES	42
CLAW & RIPPING HAMMERS - WOOD	17	TAMPERS	46
CONCRETE PLACERS	46	TELEGRAPH SHOVELS & SCOOPS	40
CROSS PEIN HAMMERS	18	TRENCHERS	41
DEAD BLOW & QUICK CHANGE HAMMER SETS	11	WHEEL WEIGHT HAMMER	49
DEAD BLOW HAMMERS	6	WOOD - AXES, PICK & MAULS	25
DIGGING BARS	45		
DRIVE HAMMER	19	<b>SHOVELS</b>	
FORKS	42	ERGO POWER SHOVELS - ROUND & SQUARE POINT	27 & 29
HANDI-HAMMER	11	CLASSIC SHOVELS - ROUND & SQUARE POINT	28 & 30
HOES	42	SPADES	31
MATTOCKS	24	TRENCHING	32
MAULS	24	POWER PYLON	33
MICRO STRIKE HAMMERS & SETS	14	IRRIGATION & SPECIALTY	34
MORTER MIXER	46	SCOOPS	35 & 36
NON-SPARKING DEAD BLOW & IMPAX Q.C. HAMMERS	12		
NON-SPARKING QUICK CHANGE HAMMERS (HOLDERS)	13	<b>FIRE TOOLS</b>	
NON-SPARKING QUICK CHANGE SETS	14	PIKE POLES	51
NON-SPARKING QUICK CHANGE TIPS	13	CEILING WALL HOOKS	52
NUPOLE - DETACHABLE SHOVEL SYSTEM	40	PIKE POLE REPLACEMENT PARTS	52
NUPRO SHOVELS	50	ROOF VENT/TRASH HOOK POLES	52
NUPRO SLEDGE HAMMERS	50	NUPOLE FIRE TOOL SYSTEM	53
PICKS	24	PIKE POLES - 2 PC.KITS	53
POST HOLE DIGGERS	46	FIRE AXES	54
PRY BARS	43	HALLIGAN TOOLS	55
PRY BARS	44	WILDLAND FIRE TOOLS	56
QUICK CHANGE - DEAD BLOW HAMMERS (HOLDERS)	7		



# SOFT FACED HAMMERS NUPLA SMART HAMMER® TECHNOLOGY

**WHEN THE JOB REQUIRES MORE THAN JUST A HAMMER,  
NUPLA HAS THE TOOL YOU NEED**

**DEAD BLOW POWER DRIVES® - QUICK-CHANGE HAMMERS & TIPS  
IMPAX® - STRIKE PRO® - CBH - NON-SPARKING - HANDI-HAMMER®**

*Power Drive Dead Blow* hammers have shot-loaded composite interior cavities, fully encased in a tough polymer outer jacket. Free flowing inner shot concentrates striking power and increases driving force resulting in zero rebound and full energy transfer to the object being struck. Non-marring faces are abrasion resistant and withstand severe striking applications. *Extreme Power Drive* hammers have cut resistant 100% cast urethane face and optional metal face. All Power Drives have solid *Nuplaglas*® handles and ergonomic non-slip grips.



*Quick-Change Hammer/ HOLDERS* are engineered to out perform rubber or plastic face hammers. These *Dead Blow* or *Slug Loaded* hammers deliver the force of a steel hammer while protecting the job surface from damage. From 6 ounces to 13 pounds, you choose the right hammer, then select the exact durometric hardness for every job from **8 Replaceable Tips. (Super Soft to Extra Hard)** Tips sold separately.

All *Power Drive* and *Quick-Change* hammers are available in a *Non-Sparking* version. Non-ferrous brass replaces steel shot and fittings for an added level of safety when working around volatile or flammable materials.



**STRIKING TOOLS - SOFT FACED**

# POWER DRIVE® DEAD BLOW HAMMERS NON-MARRING - SMART HAMMER® TECHNOLOGY



**STRIKING TOOLS - SOFT FACED**

## STANDARD POWER DRIVE® DEAD BLOWS

Shot-loaded composite interior cavities are fully encased in a tough polymer outer jacket. When struck, the free flowing inner shot concentrates striking power and increases driving force. Non-marring face protects surface being struck. Available with a steel face for extra hard surfaces.

## EXTREME POWER DRIVE®

Dead Blows have a cast urethane face to protect the hammer from damage when striking unfinished or sharp metal surfaces. No other hammer offers this combination of surface protective force and durability. Also available with one steel face.



**Strike Pro** hammers have all the dead blow features of the Power Drive® in a lighter, more economical configuration. Available in two colors for dedicated job identification, these hammers are durable and non-marring.

DEAD BLOW POWER DRIVE® HAMMERS							
DEAD BLOW EXTREME POWER DRIVES®							
Part No.	Description	Nominal Wt.	Head Lgth.	Handle Length	Grip Style	Std. Pk	Std. Pk Wt.
10061	SDSF-1SG Extreme Power Drive	1 lb	4.50"	12.50"	SG	5	5.75 lb
10051	SDSF-1 Extreme Power Drive	1 lb	4.50"	12.50"	C	5	5.75 lb
10062	SDSF-2SG Extreme Power Drive	2 lb	5.00"	13.75"	SG	5	10.75 lb
10052	SDSF-2 Extreme Power Drive	2 lb	5.00"	13.75"	C	5	10.75 lb
10066	SDSF-4SG-S Extreme Power Drive, 1 Steel Face	2 lb	5.00"	13.75"	SG	2	4.40 lb
10063	SDSF-3SG Extreme Power Drive	3 lb	5.50"	14.50"	SG	2	6.30 lb
10053	SDSF-3 Extreme Power Drive	3 lb	5.50"	14.50"	C	2	6.30 lb
10064	SDSF-4SG Extreme Power Drive	4 lb	5.75"	15.50"	SG	2	8.30 lb
10054	SDSF-4 Extreme Power Drive	4 lb	5.75"	15.50"	C	2	8.30 lb
DEAD BLOW - STANDARD POWER DRIVES®							
10009	SF-8 oz Power Drive	5 lb	3.00"	11.00"	H	5	2.50 lb
10015	SF-1SG Power Drive	1 lb	4.50"	12.50"	SG	5	5.75 lb
10010	SF-1 Power Drive	1 lb	4.50"	12.50"	C	5	5.75 lb
10025	SF-2SG Power Drive	2 lb	5.00"	13.75"	SG	5	10.75 lb
10020	SF-2 Power Drive	2 lb	5.00"	13.75"	C	5	10.75 lb
10027	SFS-2SG Power Drive, 1 Steel Face	2 lb	5.00"	13.75"	SG	5	12.50 lb
10028	SFS Power Drive, 1 Steel Face	2 lb	5.00"	13.75"	C	5	12.50 lb
10022	SFB-2SG Power Drive, 1 Brass Face	2 lb	5.00"	13.75"	SG	5	12.50 lb
10021	SFB Power Drive, 1 Brass Face	2 lb	5.00"	13.75"	C	5	12.50 lb
10035	SF-3SG Power Drive	3 lb	5.50"	14.50"	SG	2	6.30 lb
10030	SF-3 Power Drive	3 lb	5.50"	14.50"	C	2	6.30 lb
10045	SF-4SG Power Drive	4 lb	5.75"	15.50"	SG	2	8.30 lb
10040	SF-4 Power Drive	4 lb	5.75"	15.50"	C	2	8.30 lb
DEAD BLOW STRIKE PRO POWER DRIVES®							
10135	STP16 Strike ProPower Drive, Yellow	1 lb	5.00"	12.00"	C	5	6.00 lb
10235	STPO16 Strike Pro Power Drive, Orange	1 lb	5.00"	12.00"	C	5	6.00 lb
10175	STP24 Strike Pro Power Drive, Yellow	1.5 lb	5.75"	12.25"	C	5	8.50 lb
10275	STPO24 Strike Pro Power Drive, Orange	1.5 lb	5.75"	12.25"	C	5	8.50 lb
10195	STP40 Strike Pro Power Drive, Yellow	2.5 lb	6.0"	12.25"	C	5	13.50 lb



# QUICK CHANGE (QC) IMPAX POWER DRIVE® DEAD BLOW HAMMERS

GET THE STRIPE

## NON-MARRING - SMART HAMMER® TECHNOLOGY

STRIKING TOOLS - SOFT FACED



### QUICK CHANGE DEAD BLOW HAMMER/HOLDERS

Impax Power Drive® Dead Blow hammer/holders are engineered to out perform rubber or plastic face hammers.

Patented Smart Hammer® technology. Shot-loaded composite cavity, fully encased in a tough polymer outer jacket. Replaceable tips available in eight durometric hardnesses from Super Soft to Extra Hard.

Tips sold separately.

#### Quick-Change - DEAD BLOW - IMPAX POWER DRIVE® HAMMERS - Without Tips

Use Quick-Change ("QC") Tips - on Page 10

Part No.	Description	Nominal Wt.	Tip Dia.	Handle Length	Grip Style	Std. Pk.	Std. Pk Wt.
03306	SPI-106 Impax Power Drive, no tips	0.75 lb	1.00"	11.50"	C	6	6.00 lb
03356	SPI-156 Impax Power Drive, no tips	1.00 lb	1.50"	12.50"	C	6	7.00 lb
03360	SPI-206 Impax Power Drive, no tips	2.00 lb	2.00"	13.50"	C	4	9.00 lb
03366	SPI-256SG Impax Power Drive, no tips	4.00 lb	2.50"	14.50"	SG	4	17.00 lb
03365	SPI-256 Impax Power Drive, no tips	4.00 lb	2.50"	14.50"	C	4	17.00 lb
03371	SPI-256-18SG Impax Power Drive, no tips	4.00 lb	2.50"	18.00"	SG	4	17.50 lb
03370	SPI-256-18 Impax Power Drive, no tips	4.00 lb	2.50"	18.00"	C	4	17.50 lb
07607	SPI-306-SG Impax Power Drive, no tips	5.00 lb	3.00"	14.50"	SG	2	10.50 lb
07606	SPI-306 Impax Power Drive, no tips	5.00 lb	3.00"	14.50"	C	2	10.50 lb

# QUICK CHANGE (QC) IMPAX POWER DRIVE® SLEDGE HAMMERS



**POWER DRIVE SLEDGE HAMMER/HOLDERS**  
 11 & 13 pound Power Drive® Dead Blow Sledge Hammers deliver the force of a steel sledge while protecting the struck surface from damage. Replaceable tips available in six durometric hardnesses from Soft to Extra Hard. Tips sold separately.

**STRIKING TOOLS - SOFT FACED**

## Quick-Change - DEAD BLOW - IMPAX POWER DRIVE® SLEDGE HAMMERS

*Without Tips Use Quick-Change ("QC") Tips - on Page 10*

Part No.	Description	Nominal Wt.	Tip Dia.	Handle Length	Grip Style	Std. Pk	Std. Pk Wt.
07403	S-402SG Impax Sledge Power Drive Sledge Hammer, no tips	11.00 lb	4.00"	34.00"	SG	1	11.50 lb
07402	S-402 Impax Sledge Power Drive Sledge Hammer, no tips	11.00 lb	4.00"	34.00"	CS	1	11.50 lb
07405	S-404SG Impax Sledge Power Drive Sledge Hammer, no tips	13.00 lb	4.00"	34.00"	SG	1	13.50 lb
07404	S-404 Impax Sledge Power Drive Sledge Hammer, no tips	13.00 lb	4.00"	34.00"	CS	1	13.50 lb



## POWER DRIVE SLEDGE HAMMERS - WITH TIPS

5 lb, 8 lb & 11.5 lb Dead Blow Impax® Sledge Hammers are sized to fit every application. Strong yet light weight Nuplaglas® handles assure that 90% of the total hammer weight is at the head - 2 Hard (Black) Tips Included.

## Quick-Change - DEAD BLOW - IMPAX SLEDGE HAMMERS WITH TIPS

Part No.	Description	Nominal Wght	Tip Dia.	Handle Length	Grip Style	Std. Pk	Std. Pk Wt.
07505	5 lb. Impax® Dead Blow Sledge Hammer, w/ two - 3" Hard tips	5 lbs	3.00"	20"	CS	1	5.35 lbs
07508	8 lb. Impax® Dead Blow Sledge Hammer, w/ two - 4" Hard tips	8 lbs	4.00"	30"	CS	1	8.55 lbs
07512	11.5 lb. Impax® Dead Blow Sledge Hammer, w/ two - 4" Hard tips	11.5 lbs	4.00"	36"	CS	1	12.05 lbs



GET THE STRIKE

# QUICK CHANGE (QC) HAMMERS REPLACEABLE TIP HOLDERS

Select the weight, the handle length and grip style. Then select the right tip for every job. Replaceable tips available in eight durometric hardnesses from Super Soft to Extra Hard. Tips sold separately.

Available in CS and SG grips

STRIKING TOOLS - SOFT FACED



Quick-Change "QC" HAMMERS - Without Tips							
Use Quick-Change ("QC") Super Soft to Extra Hard Striking Tips - on Page 10							
Part No.	Description	Nominal Wt.	Tip Dia.	Handle Length	Grip Style	Std. Pk	Std. Pk Wt.
09600	SPS-100 Quick-Change Hammer, no tips	6 oz	1.0"	11.25"	C	6	3.00 lb
09605	SPS-105 Quick-Change Hammer, no tips	9 oz	1.0"	11.25"	C	6	4.20 lb
09550	SPS-150 Quick-Change Hammer, no tips	1.00 lb	1.5"	12.50"	C	6	6.90 lb
09555	SPS-155 Quick-Change Hammer, no tips	1.25 lb	1.5"	12.50"	C	6	8.40 lb
09500	SPS-200 Quick-Change Hammer, no tips	1.50 lb	2"	13.75"	C	6	9.90 lb
09505	SPS-205 Quick-Change Hammer, no tips	2.25 lb	2"	13.75"	C	6	14.40 lb
09511	SPS-250SG Quick-Change Hammer no tips	2.50 lb	2.5"	15.50"	SG	4	11.00 lb
09510	SPS-250 Quick-Change Hammer, no tips	2.50 lb	2.5"	15.50"	C	4	11.00 lb
09525	SPS-255SG Quick-Change Hammer no tips	4.25 lb	2.5"	15.50"	SG	4	18.00 lb
09520	SPS-255 Quick-Change Hammer, no tips	4.25 lb	2.5"	15.50"	C	4	18.00 lb
09401	SPS-300SG Quick-Change Hammer, no tips	4.00 lb	3"	15.50"	SG	2	8.50 lb
09400	SPS-300 Quick-Change Hammer, no tips	4.00 lb	3"	15.50"	C	2	8.50 lb
09406	SPS-305SG Quick-Change Hammer, no tips	5.00 lb	3"	15.50"	SG	2	10.50 lb
09405	SPS-305 Quick-Change Hammer, no tips	5.00 lb	3"	15.50"	C	2	10.50 lb
09419	SPS-305-18SG Quick-Change Hammer, no tips	5.00 lb	3"	18"	SG	2	10.50 lb
09418	SPS-305-18 Quick-Change Hammer, no tips	5.00 lb	3"	18"	C	2	10.50 lb
09420	SPS-305-32 Quick-Change Hammer, no tips	6.00 lb	3"	32"	CS	2	13.00 lb
09432	SPS-305-18 Quick-Change Hammer, no tips	6.00 lb	3"	18"	C	2	12.50 lb
09421	SPS-305-32SG Quick-Change Hammer, no tips	6.00 lb	3"	32"	SG	2	13.00 lb
09433	SPS-306-18SG Quick-Change Hammer, no tips	6.00 lb	3"	18"	SG	2	12.50 lb
09368	SPS-306-32 Quick-Change Hammer, no tips	6.00 lb	3"	32"	CS	2	13.00 lb
09373	SPS-307-18SG Quick-Change Hammer, no tips	6.50 lb	3"	18"	SG	2	13.00 lb
09375	SPS-307-32SG Quick-Change Hammer, no tips	6.50 lb	3"	32"	SG	2	14.00 lb
09374	SPS-307-32 Quick-Change Hammer, no tips	6.50 lb	3"	32"	CS	2	14.00 lb
Quick Change "QC" HAMMERS - With Tips							
09557	SPS150M/T Quick-Change Hammer w/ med. & tough tip	1.25 lb	1.5"	12.50"	C	6	6.00 lb
09503	SPS200M/T Quick-Change Hammer w/ med. & tough tip	2.00 lb	2.0"	13.75"	C	6	10.50 lb
09501	SPS205M/T Quick-Change Hammer w/ med. & tough tip	2.75 lb	2.0"	13.75"	C	6	15.00 lb
CUSHION-BLOW® "CBH" HAMMERS Without Tips (see CBH Tips Pg. 10)							
11525	CBH-125 Cushion-Blow Hammer	12 oz	1.25"	11.75"	C	6	5.00 lb
11535	CBH-135 Cushion-Blow Hammer	16 oz	1.375"	12.00"	C	6	7.00 lb
11575	CBH-175 Cushion-Blow Hammer	32 oz	1.75"	15.50"	C	6	13.00 lb
CUSHION-BLOW® "CBH" HAMMERS With Tips							
11225	CBH-125M/T Cushion-Blow Hammer w/ med. & tough tip	12 oz	1.25"	11.75"	C	6	6.00 lb
11235	CBH-135M/T Cushion-Blow Hammer w/ med. & tough tip	16 oz	1.375"	12.00"	C	6	8.00 lb
11275	CBH-175M/T Cushion-Blow Hammer w/ med. & tough tip	32 oz	1.75"	15.50"	C	6	14.50 lb

## CBH HAMMERS

Uniquely sized for specialty jobs. Use five replaceable tips.

# QUICK CHANGE (QC) REPLACEABLE TIPS



Wedge

1" to 4" Tips



Dome



Tip Extensions

## Replaceable Tips for Impax® Dead Blow & Quick Change Hammers

Part No.	Type	Color	Tip Dia.	Std. Pack	Std. Pack Wt.
15101	Supersoft	grey	1"	2	1.50 oz
15102	Soft	brown	1"	2	1.50 oz
15103	Medium	red	1"	2	1.50 oz
15104	Tough	green	1"	2	1.50 oz
15106	Medium Hard	cream	1"	2	1.50 oz
15108	Hard	black	1"	2	1.50 oz
15109	Extra Hard	yellow	1"	2	1.50 oz
15151	Supersoft	grey	1.5"	2	4.00 oz
15152	Soft	brown	1.5"	2	4.00 oz
15153	Medium	red	1.5"	2	4.00 oz
15154	Tough	green	1.5"	2	4.00 oz
15156	Medium Hard	cream	1.5"	2	4.00 oz
15158	Hard	black	1.5"	2	4.00 oz
15159	Extra Hard	yellow	1.5"	2	4.00 oz
15166	Medium Hard	cream	1.5"	2	4.00 oz
15168	Hard, Dome	black	1.5"	2	4.00 oz
15169	Extra Hard, Dome	yellow	1.5"	2	4.00 oz
15146	Medium Hard, Wedge	cream	1.5"	2	4.00 oz
15148	Hard, Wedge	black	1.5"	2	4.00 oz
15149	Extra Hard, Wedge	yellow	1.5"	2	4.00 oz
15160	Hardened Steel Face	steel	1.5"	2	8.00 oz
15161	Brass Face	brass	1.5"	2	6.00 oz
15201	Supersoft	grey	2"	2	8.00 oz
15202	Soft	brown	2"	2	8.00 oz
15203	Medium	red	2"	2	8.00 oz
15204	Tough	green	2"	2	8.00 oz
15206	Medium Hard	cream	2"	2	8.00 oz
15208	Hard	black	2"	2	8.00 oz
15209	Extra Hard	yellow	2"	2	8.00 oz
15210	Hardened Steel Face	steel	2"	2	12.00 oz
15211	Brass Face	brass	2"	2	10.00 oz
15216	Med-Hard, Dome	cream	2"	2	8.00 oz

Part No.	Type	Color	Tip Dia.	Std. Pack	Std. Pack Wt.
15218	Hard, Dome	black	2"	2	8.00 oz
15219	Extra Hard, Dome	yellow	2"	2	8.00 oz
15226	Medium Hard, Wedge	cream	2"	2	8.00 oz
15228	Hard, Wedge	black	2"	2	8.00 oz
15229	Extra Hard, Wedge	yellow	2"	2	8.00 oz
15251	Supersoft	grey	2.5"	2	1.00 lb
15252	Soft	brown	2.5"	2	1.00 lb
15253	Medium	red	2.5"	2	1.00 lb
15254	Tough	green	2.5"	2	1.00 lb
15256	Medium Hard	cream	2.5"	2	1.00 lb
15258	Hard	black	2.5"	2	1.00 lb
15259	Extra Hard	yellow	2.5"	2	1.00 lb
15301	Supersoft	grey	3"	2	1.50 lb
15302	Soft	brown	3"	2	1.50 lb
15303	Medium	red	3"	2	1.50 lb
15304	Tough	green	3"	2	1.50 lb
15306	Medium Hard	cream	3"	2	1.50 lb
15308	Hard	black	3"	2	1.50 lb
15309	Extra Hard	yellow	3"	2	1.50 lb
15402	Soft	brown	4"	2	2.25 lb
15403	Medium	red	4"	2	2.25 lb
15404	Tough	green	4"	2	2.25 lb
15406	Medium Hard	cream	4"	2	2.25 lb
15408	Hard	black	4"	2	2.25 lb
15409	Extra Hard	yellow	4"	2	2.25 lb

### TIP EXTENSIONS- for QC & IMPAX® Hammers

Part No.	Tip Dia.	Std. Pack	Std. Pack Wt.
09700	1" Ext. for 1" dia. Hammers	2	1.75 oz
09705	1" Ext. for 1.5" dia Hammers	2	4.50 oz
09530	1" Ext. for 2" dia. Hammers	2	9.00 oz
09535	1" Ext. for 2.5" dia Hammers	2	1.20 lb
09350	1" Ext. for 3" dia. Hammers	2	1.70 lb

### Tips for CUSHION-BLOW® "CBH" HAMMERS

Part No.	Type	Color	Tip Dia.	Std. Pack	Std. Pack Wt.
15122	Soft	brown	1.25"	1	0.75 oz
15123	Medium	red	1.25"	1	0.75 oz
15124	Tough	green	1.25"	1	0.75 oz
15126	Medium Hard	cream	1.25"	1	0.75 oz
15120	Hard	black	1.25"	1	0.75 oz
15132	Soft	brown	1.375"	1	1.00 oz
15133	Medium	red	1.375"	1	1.00 oz
15134	Tough	green	1.375"	1	1.00 oz

Part No.	Type	Color	Tip Dia.	Std. Pack	Std. Pack Wt.
15136	Medium Hard	cream	1.375"	1	1.00 oz
15130	Hard	black	1.375"	1	1.00 oz
15172	Soft	brown	1.75"	1	1.40 oz
15173	Medium	red	1.75"	1	1.40 oz
15174	Tough	green	1.75"	1	1.40 oz
15176	Medium Hard	cream	1.75"	1	1.40 oz
15170	Hard	black	1.75"	1	1.40 oz

STRIKING TOOLS - SOFT FACED



# DEAD BLOW & QUICK CHANGE SETS

Dead Blow Hammer and 1.5" QC tips with carry case



QC Hammer and 1.5" Tips with carry case."



**STRIKING TOOLS - SOFT FACED**

## Quick-Change - DEAD BLOW - IMPAX POWER DRIVE® SETS

Part	Description	Wt.	Dia.	Handle	Grip	Pk	Pk Wt.
02356	SPI-156-S6 Impax Power Drive Hammer	1.00 lb	1.50"	12.50"	C	1	3.00 lb
	With six 1.5" tips (soft, medium, medium-hard, hard, extra-hard, steel) & carrying case						
02358	SPI-156-S8 Impax Power Drive Hammer	1.00 lb	1.50"	12.50"	C	1	3.25 lb
	With eight 1.5" QC tips (super soft, soft, medium, tough, medium-hard, hard, extra-hard, steel) & carrying case						

## Quick-Change Hammer SETS

02550	SPS150-S6 1lb Quick-Change Hammer	1.00 lb	1.5"	12.50"	C	1	2.50 lb
	With six 1.5" dia QC Tips: (soft, med., med-hard, hard, extra-hard, steel) & carrying case						
02552	SPS150-S8 1lb Quick-Change Hammer	1.00 lb	1.5"	12.50"	C	1	2.75 lb
	With eight 1.5" dia QC Tips: (super-soft, soft, med., tough, med-hard, hard, extra-hard, steel) & carrying case						
02555	SPS155-S6 1.25lb Quick-Change Hammer	20 oz	1.5"	12.50"	C	1	2.75 lb
	With six 1.5" dia QC Tips: (soft, med., med-hard, hard, extra-hard, steel) & carrying case						
02558	SPS155-S8 1.25lb Quick-Change Hammer	20 oz	1.5"	12.50"	C	1	3.00 lb
	With eight 1.5" dia QC Tips: (super-soft, soft, med., tough, med-hard, hard, extra-hard, steel) & carrying case						

1 lb. QC Hammer Holder with four 1.5" replaceable tips. In clamshell pack.



## Quick-Change Hammer SET with 4 Tips

Part	Description	Wt.	Dia.	Handle	Grip	Pk	Pk Wt.
02549	SPS150 Clamshell Pack Quick-Change Hammer with four 1.5" QC Tips: soft, medium, hard, extra-hard. (Clam Shell Pack)	1.00 lb	1.5"	12.50"	C	1	1.2 lb

## HANDI-HAMMER® POWER DRIVE® HANDLELESS DEAD BLOW HAMMER

10oz & 14oz compact hammers fit in your pocket or tool box. The power of a dead blow for tight spaces or small jobs. One non-marring face & one steel face.

10 oz      14 oz



Single and Counter Pack

## HANDI-HAMMER® POWER DRIVES®

Part	Description	Wt.	Pk	Pk Wt.
89710	Light Duty, 10oz - 1 Non-Marring Soft Face, 1 Steel Face, Single Pack	10 oz.	4	2.75 lb
89714	Heavy Duty, 14oz - 1 Non-Marring Soft Face, 1 Steel Face, Single Pack	14 oz.	4	4.50 lb
89809	Light Duty, 10oz - 1 Non-Marring Soft Face, 1 Steel Face, Counter Display (6)	10 oz.	1	4.35 lb
89813	Heavy Duty, 14oz - 1 Non-Marring Soft Face, 1 Steel Face, Counter Display (6)	14 oz.	1	6.75 lb
89810	Light Duty, 10oz - 1 Non-Marring Soft Face, 1 Steel Face, Counter Display (12)	10 oz.	1	8.70 lb
89814	Heavy Duty, 14oz - 1 Non-Marring Soft Face, 1 Steel Face, Counter Display (12)	14 oz.	1	13.50 lb
89808	Light Duty, 10oz - 1 Non-Marring Soft Face, 1 Steel Face, Clip Strip Display (6)	10 oz.	1	4.35 lb
89812	Heavy Duty, 14oz - 1 Non-Marring Soft Face, 1 Steel Face, Clip Strip Display (12)	14 oz.	1	6.75 lb
89818	Heavy Duty, 14oz - 1 Non-Marring Soft Face, 1 Steel Face, Automotive Bulk Counter Display (6)	14 oz.	1	6.50 lb

# NON-SPARKING POWER DRIVE® & QUICK-CHANGE (QC) DEAD BLOW HAMMERS



## NON-MARRING - SMART HAMMER® TECHNOLOGY

### NON-SPARKING STANDARD & EXTREME POWER DRIVE® DEAD BLOWS

Shot-loaded composite interior cavities are fully encased in a tough polymer outer jacket. When struck, the free flowing non-ferrous inner shot concentrates striking power and increases driving force. Non-marring face protects surface being struck. Available with a brass face for hard surfaces.



Impax Power Drive®



Power Drives®



Extreme Power Drives®

Strike Pro®

### NON-SPARKING QUICK-CHANGE IMPAX® DEAD BLOW HAMMER/HOLDERS

Non-ferrous shot loaded composite cavity, fully encased in a tough polymer outer jacket. Replaceable tips available in eight durometric hardnesses from Super Soft to Extra Hard. Tips sold separately.

STRIKING TOOLS - NON SPARK

#### NON-SPARKING POWER DRIVE® DEAD BLOW HAMMERS

Part No.	Description	Nominal Wt.	Head Lgth.	Tip Dia.	Handle Length	Grip Style	Std. Pk	Std. Pk Wt.
<b>NON-SPARKING (NS) DEAD BLOW EXTREME POWER DRIVES®</b>								
10071	SDSFN-1SG NS Extreme Power Drive	1 lb	4.50"	-	12.50"	SG	5	5.75 lb
10072	SDSFN-2SG NS Extreme Power Drive	2 lb	5.00"	-	13.75"	SG	5	10.75 lb
10076	SDSFN-2SG-B NS Extreme Power Drive, 1 Brass Face	2 lb	5.00"	-	13.75"	SG	2	4.40 lb
10073	SDSFN-3SG NS Extreme Power Drive	3 lb	5.50"	-	14.50"	SG	2	6.30 lb
10074	SDSFN-4SG NS Extreme Power Drive	4 lb	5.75"	-	15.50"	SG	2	8.30 lb
<b>NON-SPARKING (NS) DEAD BLOW STANDARD POWER DRIVES®</b>								
10016	SFN-1SG NS Power Drive	1 lb	4.50"	-	12.50"	SG	5	5.75 lb
10026	SFN-2SG NS Power Drive	2 lb	5.00"	-	13.75"	SG	5	12.50 lb
10023	SFBN-2SG NS Power Drive, 1 Brass Face	2 lb	5.00"	-	13.75"	SG	5	12.50 lb
10036	SFN-3SG NS Power Drive	3 lb	5.50"	-	14.50"	SG	2	6.30 lb
10046	SFN-4SG NS Power Drive	4 lb	5.75"	-	15.50"	SG	2	8.30 lb
<b>NON-SPARKING (NS) DEAD BLOW STRIKE PRO® POWER DRIVES®</b>								
10140	STPN16 NS Strike Pro Power Drive, natural	1 lb	5.00"	-	12.00"	C	5	6.00 lb
10180	STPN24 NS Strike Pro Power Drive, natural	1.5 lb	5.00"	-	12.00"	C	5	6.00 lb
10200	STPN40 NS Strike Pro Power Drive, natural	2.50 lb	6.00"	-	12.00"	C	5	13.00 lb
<b>NON-SPARKING (NS) DEAD BLOW QUICK-CHANGE IMPAX POWER DRIVES®</b>								
<i>Use only with Nupla Non-Sparking QC Tips. Order Non-Sparking tips separately on next page</i>								
03307	SPI-106N NS Impax Power Drive, no tips	12 oz	-	1.00"	11.50"	C	6	6.00 lb
03357	SPI-156N NS Impax Power Drive, no tips	1.00 lb	-	1.50"	12.50"	C	6	7.00 lb
03361	SPI-206N NS Impax Power Drive, no tips	2.00 lb	-	2.00"	13.50"	C	4	9.00 lb
03367	SPI-256N NS Impax Power Drive, no tips	4.00 lb	-	2.50"	18.00"	C	4	17.50 lb
03368	SPI-256NSG NS Impax Power Drive, no tips	4.00 lb	-	2.50"	14.50"	SG	4	17.00 lb
03372	SPI-256N-18 NS Impax Power Drive, no tips	4.00 lb	-	2.50"	18.00"	C	4	17.50 lb
03373	SPI256N-18SG NS Impax Power Drive, no tips	4.00 lb	-	2.50"	18.00"	SG	4	17.50 lb
03608	SPI306N NS Impax Power Drive, no tips	5.00 lb	-	3.00"	14.50"	C	2	10.50 lb
03609	SPI306NSG NS Impax Power Drive, no tips	5.00 lb	-	3.00"	14.50"	SG	2	10.50 lb



# NON-SPARKING QUICK-CHANGE HAMMER/HOLDERS & NON-SPARKING TIPS

**STRIKING TOOLS - NON SPARK**



**NON-SPARKING (NS) QUICK-CHANGE HAMMERS - Without Tips**  
**WARNING: Use only Nupla Non-Sparking QC Tips. Use Only with Non-Sparking QC tips below.**

Part No.	Description	Nominal Wt.	Tip Dia.	Handle Length	Grip Style	Std. Pk	Std. Pk Wt.
09601	SPS-100N NS Quick-Change Hammer, no tips	6.00 oz	1.0"	11.25"	C	6	3.00 lb
09606	SPS-105N NS Quick-Change Hammer, no tips	9.00 oz	1.0"	11.25"	C	6	4.20 lb
09551	SPS-150N NS Quick-Change Hammer, no tips	1.00 lb	1.5"	12.50"	C	6	6.90 lb
09554	SPS-155N NS Quick-Change Hammer, no tips	1.25 lb	1.5"	12.50"	C	6	8.40 lb
09499	SPS-200N NS Quick-Change Hammer, no tips	1.50 lb	2"	13.75"	C	6	9.90 lb
09506	SPS-205N NS Quick-Change Hammer, no tips	2.25 lb	2"	13.75"	C	6	14.40 lb
09512	SPS-250N NS Quick-Change Hammer, no tips	2.50 lb	2.5"	15.50"	C	4	11.00 lb
09521	SPS-255N NS Quick-Change Hammer, no tips	4.25 lb	2.5"	15.50"	C	4	18.00 lb
09403	SPS300NSG NS Quick-Change Hammer, no tips	4.00 lb	3"	15.50"	SG	2	8.50 lb
09526	SPS-255NSG NS Quick-Change Hammer, no tips	4.25 lb	3"	15.50"	SG	4	18.00 lb
09407	SPS305N NS Quick-Change Hammer, no tips	5.00 lb	3"	15.50"	C	2	10.50 lb
09423	SPS305N-18SG NS Quick-Change Hammer, no tips	5.00 lb	3"	18.00"	SG	2	10.75 lb
09435	SPS306N-18SG NS Quick-Change Hammer, no tips	6.00 lb	3"	18.00"	SG	2	10.75 lb
09425	SPS305N-32SG NS Quick-Change Hammer, no tips	6.00 lb	3"	32.00"	SG	2	13.00 lb
09370	SPS306N-32SG NS Quick-Change Hammer, no tips	6.00 lb	3"	32.00"	SG	2	13.00 lb
09367	SPS306N-32 NS Quick-Change Hammer, no tips	6.00 lb	3"	32.00"	C	2	13.00 lb
09376	SPS307N-18 NS Quick-Change Hammer, no tips	6.50 lb	3"	18.00"	C	2	13.50 lb
09379	SPS307N-32SG NS Quick-Change Hammer, no tips	6.50 lb	3"	32.00"	SG	2	14.00 lb

**NON-SPARKING CBH CUSHION-BLOW® HAMMERS - With Tips**

11226	CBHN-125 NS Cushion-Blow Hammer, w/ 2 Tough tips	12 oz	1.25"	11.75"	C	6	6.00 lb
11236	CBHN-135 NS Cushion-Blow Hammer, w/ 2 Tough tips	16 oz	1.375"	12.00"	C	6	8.00 lb
11276	CBHN-175 NS Cushion-Blow Hammer, w/ 2 Tough tips	32 oz	1.75"	15.50"	C	6	14.50 lb

**NON-SPARKING (NS) QUICK-CHANGE TIPS**

No.	Type	Color	Dia.	Pk	Pk Wt.	No.	Type	Color	Dia.	Pk	Pk Wt.
15091	Supersoft	grey	1"	2	1.50 oz	15241	Supersoft	grey	2.5"	2	1.00 lb
15092	Soft	brown	1"	2	1.50 oz	15242	Soft	brown	2.5"	2	1.00 lb
15093	Medium	red	1"	2	1.50 oz	15243	Medium	red	2.5"	2	1.00 lb
15094	Tough	green	1"	2	1.50 oz	15244	Tough	green	2.5"	2	1.00 lb
15096	Medium Hard	cream	1"	2	1.50 oz	15246	Medium Hard	cream	2.5"	2	1.00 lb
15098	Hard	black	1"	2	1.50 oz	15248	Hard	black	2.5"	2	1.00 lb
15099	Extra Hard	yellow	1"	2	1.50 oz	15249	Extra Hard	yellow	2.5"	2	1.00 lb
15140	Supersoft	grey	1.5"	2	4.00 oz	15291	Supersoft	grey	3"	2	1.50 lb
15141	Soft	brown	1.5"	2	4.00 oz	15292	Soft	brown	3"	2	1.50 lb
15142	Medium	red	1.5"	2	4.00 oz	15293	Medium	red	3"	2	1.50 lb
15143	Tough	green	1.5"	2	4.00 oz	15294	Tough	green	3"	2	1.50 lb
15144	Medium Hard	cream	1.5"	2	4.00 oz	15296	Medium Hard	cream	3"	2	1.50 lb
15147	Hard	black	1.5"	2	4.00 oz	15298	Hard	black	3"	2	1.50 lb
15150	Extra Hard	yellow	1.5"	2	4.00 oz	15299	Extra Hard	yellow	3"	2	1.50 lb
15163	Brass Face	brass	1.5"	2	6.00 oz	<b>CBH NON-SPARKING TIPS</b>					
15191	Supersoft	grey	2"	2	8.00 oz	15125	Tough	green	1.25"	2	2.00 oz
15192	Soft	brown	2"	2	8.00 oz	15135	Tough	green	1.375"	2	3.00 oz
15193	Medium	red	2"	2	8.00 oz	15175	Tough	green	1.75"	2	3.50 oz
15194	Tough	green	2"	2	8.00 oz	<b>NS QC TIP EXTENSIONS- for NS Hammers</b>					
15196	Medium Hard	cream	2"	2	8.00 oz	09701	1" Ext. for 1.5" dia Hammers	1"	2	1.50 oz	
15198	Hard	black	2"	2	8.00 oz	09706	1" Ext. for 1.5" dia Hammers	1.5"	2	4.50 oz	
15199	Extra Hard	yellow	2"	2	8.00 oz	09531	1" Ext. for 2" dia. Hammers	2"	2	9.00 oz	
15212	Brass Face	brass	2"	2	10.00 oz	09536	1" Ext. for 2.5" dia Hammers	2.5"	2	1.20 lb	
						09351	1" Ext. for 3" dia. Hammers	3"	2	1.70 lb	



# NON-SPARKING IMPAX DEAD BLOW & QUICK-CHANGE HAMMER SETS



**STRIKING TOOLS - NON SPARK**

<b>NON-SPARKING (NS) QUICK-CHANGE HAMMER SETS</b>								
Part No.	Description	Nominal Wt.	Tip Dia.	Handle Length	Grip Style	Std. Pk	Std. Pk Wt.	
02551	SPS150-S6 NS 1lb Quick-Change Hammer with six 1.5" dia. NS Tips: (soft, med., med-hard, hard, extra-hard, brass) & carrying case	1.00 lb	1.5"	12.50"	C	1	2.50 lb	
02553	SPS150-S8 1lb NS Quick-Change Hammer with eight 1.5" dia Tips: (super-soft, soft, med., tough, med-hard, hard, extra-hard, brass) & carrying case	1.00 lb	1.5"	12.50"	C	1	2.75 lb	
02554	SPS155-S6 NS 1.25lb Quick-Change Hammer with six 1.5" dia QC Tips: (soft, med., med-hard, hard, extra-hard, brass) & carrying case	20 oz	1.5"	12.50"	C	1	2.75 lb	
02556	SPS155-S8 NS 1.25lb Quick-Change Hammer with eight 1.5" dia QC Tips: (super-soft, soft, med., tough, med-hard, hard, extra-hard, brass) & carrying case	20 oz	1.5"	12.50"	C	1	3.00 lb	
<b>NON-SPARKING (NS) Quick-Change IMPAX® DEAD BLOW POWER DRIVE® SETS</b>								
02357	SPI-156N-S6 NS Impax Power Drive Set six NS tips: (soft, med, med-hard, hard, extra-hard) & carrying case	1.00 lb	1.50"	12.50"	C	1	3.00 lb	
02359	SPI-156N-S8 NS Impax Power Drive Set eight NS tips: (super-soft, soft, med, tough med-hard, hard, extra-hard) & carrying case	1.00 lb	1.50"	12.50"	C	1	3.25 lb	
<b>NON-SPARKING MICRO-STRIKE® (MS) MINIATURE MALLET SETS</b>								
02314	MSS-1 Micro-Strike Mallet, w/ three ½" heads: (soft, medium, hard) & carrying case	-	.5"	9.50"	MS	1	1.90 lb	
02326	MSS-2 Micro-Strike Mallet, w/ three ½" heads: (copper, brass, aluminum) & carrying case	-	.5"	9.50"	MS	1	2.00 lb	
02612	MSS-4 Micro-Strike Mallet with six ½" heads; (soft, medium, tough, medium-hard, hard, extra-hard) & carrying case	-	.5"	9.50"	MS	1	2.60 lb	
02636	MSS-6 Micro-Strike Mallet with six ½" heads; (medium, hard, extra-hard, aluminum, brass, copper) & carrying case	-	.5"	9.50"	MS	1	2.90 lb	

<b>NON-SPARKING MICRO-STRIKE® (MS) REPLACEMENT HEADS and HANDLE</b>						
Part No.	Type	Color	Tip Dia.	Std. Pk	Std. Pk Wt.	
02012	MS head, soft faces	brown	.5"	1	6.00 oz	
02014	MS head, medium faces	red	.5"	1	6.00 oz	
02016	MS head, tough faces	green	.5"	1	6.00 oz	
02018	MS head, medium hard faces	cream	.5"	1	6.00 oz	
02020	MS head, hard faces	black	.5"	1	6.00 oz	
02022	MS head, extra hard faces	yellow	.5"	1	6.00 oz	
02026	MS head, copper faces	copper	.5"	1	7.00 oz	
02028	MS head, brass faces	brass	.5"	1	7.00 oz	
02030	MS head, aluminum faces	aluminum	.5"	1	7.00 oz	
02001	<b>MSH-1 Microstrike Classic Handle</b>	Length 9.5"		1	4.00 oz	





# STEEL HAMMERS

GET THE STRIKE

STRIKING TOOLS - STEEL

## NUPLA STEEL HAMMERS

Nuplaglas® handles and carbon steel forged heads combined under tightly controlled specifications deliver the highest quality industrial hammers available in the market today. Nupla "Smart Hammer Technology" is used in every step of the design and manufacture of these tools.

High carbon steel content, precision forging and heat treating, assure a durable and safe striking head.

Resin rich fiberglass pultrusion used in the manufacture of Nuplaglas® delivers a handle stronger than wood, chemical resistant and unaffected by moisture. Weather and insect resistant Nupla handles will out perform wood and other fiberglass hammers.

All Nuplaglass® handles carry a Lifetime Warranty

### SLEDGES - HAND DRILLING - CROSS PEINS - SLUGGING - BALL PEINS - CLAWS - FRAMERS & MORE...

#### CLASSIC NUPLAGLASS®

Handles with CS and SG slip resistant grips.



#### ERGO POWER®

Design handles. Injection molded cover protects fiberglass from over strikes. Molded CS or SG grips.



# BALL PEIN & CLAW HAMMERS



Classic® Ball Peins



Ergo Power®  
Ball Pein



Classic® Claw  
Hammer



Ergo Power®  
Ripping Hammer



Steel Impax®  
Framing Hammer

STRIKING TOOLS - STEEL

BALL PEIN & CLAW HAMMERS						
Part No.	Description	Nominal Wt.	Handle Length	Grip Style	Std. Pk	Std. Pk Wt.
<b>CLASSIC® BALL PEIN HAMMERS</b>						
21004	M-4, Ball Pein, Classic Handle	4 oz	11"	H	6	3.00 lb
21008	M-8, Ball Pein, Classic Handle	8 oz	11"	H	6	4.50 lb
21012	M-12, Ball Pein, Classic Handle	12 oz	12"	H	6	6.00 lb
21016	M-16, Ball Pein, Classic Handle	16 oz	13"	H	6	7.50 lb
21017	M-16SG, Ball Pein, Classic Handle	16 oz	13"	SG	6	7.50 lb
21020	M-20, Ball Pein, Classic Handle	20 oz	13"	H	6	9.00 lb
21022	M-20SG, Ball Pein, Classic Handle	20 oz	13"	SG	6	9.00 lb
21024	M-24, Ball Pein, Classic Handle	24 oz	14"	H	6	10.50 lb
21025	M-24SG, Ball Pein, Classic Handle	24 oz	14"	SG	6	10.50 lb
21324	M-24-13, Ball Pein, Classic Handle	24 oz	13"	H	6	10.75 lb
21032	M-32, Ball Pein, Classic Handle	32 oz	14"	H	6	13.50 lb
21033	M-32SG, Ball Pein, Classic Handle	32 oz	14"	SG	6	13.50 lb
21040	M-40, Ball Pein, Classic Handle	40 oz	16"	H	4	11.00 lb
21041	M-40SG, Ball Pein, Classic Handle	40 oz	16"	SG	4	11.00 lb
21048	M-48, Ball Pein, Classic Handle	48 oz	16"	CS	4	13.00 lb
21049	M-48SG, Ball Pein, Classic Handle	48 oz	16"	SG	4	13.00 lb
05064	Ball Pein Set, Includes 8-12-16-24 oz Ball Peins w/ Carry Case				1	10.58 lb
<b>ERGO® POWER BALL PEIN HAMMERS</b>						
21516	M16-ESG, Ball Pein, Ergo Handle	16 oz	14"	SG	6	9.50 lb
21520	M20-ESG, Ball Pein, Ergo Handle	20 oz	14"	SG	6	11.00 lb
21524	M24-ESG, Ball Pein, Ergo Handle	24 oz	14"	SG	6	12.50 lb
21532	M32-ESG, Ball Pein, Ergo Handle	32 oz	14"	SG	6	15.00 lb
21540	M40-ESC, Ball Pein, Ergo Handle	40 oz	16"	SG	4	12.50 lb
21548	M48-ESG, Ball Pein, Ergo Handle	48 oz	16"	SG	4	14.50 lb
<b>CLAW HAMMERS</b>						
17007	C-7 Claw Hammer Classic Handle	7 oz	12"	H	6	4.20 lb
17013	C-13 Claw Hammer Classic Handle	13 oz	13"	H	6	6.00 lb
17014	C-13SG Claw Hammer Classic Handle	13 oz	13"	SG	6	6.00 lb
17016	C-16 Claw Hammer Classic Handle	16 oz	13"	H	6	7.50 lb
17017	C-16SG Claw Hammer Classic Handle	16oz	13"	SG	6	7.50 lb
17020	C-20 Claw Hammer Classic Handle	20 oz	14"	H	6	9.00 lb
17021	C-20SG Claw Hammer Classic Handle	20 oz	14"	SG	6	9.00 lb
17513	C-13ESG Claw Hammer Ergo Handle	13 oz	14"	SG	6	8.50 lb
17516	C-16ESG Claw Hammer Ergo Handle	16 oz	14"	SG	6	9.50 lb
17520	C-20ESG Claw Hammer Ergo Handle	20 oz	14"	SG	6	11.00 lb
<b>RIPPING HAMMERS</b>						
19016	R-16 Ripping Hammer Classic Handle	16 oz	13"	H	6	7.50 lb
19017	R-16SG Ripping Hammer Classic Handle	16 oz	13"	SG	6	7.50 lb
19020	R-20 Ripping Hammer Classic Handle	20 oz	14"	H	6	9.00 lb
19021	R-20SG Ripping Hammer Classic Handle	20 oz	14"	SG	6	9.00 lb
19220	R-20-16SG Ripping Hammer Classic Handle	20 oz	16"	SG	6	9.50 lb
19022	R-22 Ripping Hammer Classic Handle	22 oz	16"	H	6	9.60 lb
19023	R-22SG Ripping Hammer Classic Handle	22 oz	16"	SG	6	9.60 lb
19516	R16-ESG Ripping Hammer Handle	16 oz	14"	SG	6	9.50 lb
19520	R20-ESG Ripping Hammer Ergo Handle	20 oz	14"	SG	6	11.00 lb
19522	R22-ESG Ripping Hammer Ergo Handle	22 oz	16"	SG	6	11.75 lb
<b>STEEL-IMPAX® POWER DRIVE FRAMING HAMMER</b>						
19028	Steel-Impax, Milled Face	28 oz	16"	SI	5	13.00 lb
19029	Steel-Impax, Smooth Face	28 oz	16"	SI	5	13.00 lb



**Claw & Ripping Hammers**

**Ball Pein Hammers**

**AMERICAN HICKORY HANDLED HAMMERS**

Part No.	Description	Nominal Wt.	Handle Length	Std. Pk	Std. Pk Wt.
<b>BALL PEIN HAMMERS</b>					
06004	Ball Pein Hammer, 4oz. Drop Forged w/ American Hickory Handle	4 oz.	11"	6	3.00 lb.
06008	Ball Pein Hammer, 8oz. Drop Forged w/ American Hickory Handle	8 oz.	11.25"	6	4.50 lb.
06012	Ball Pein Hammer, 12oz. Drop Forged w/ American Hickory Handle	12 oz.	12"	6	6.00 lb.
06016	Ball Pein Hammer, 16oz. Drop Forged w/ American Hickory Handle	16 oz.	13"	6	7.50 lb.
06020	Ball Pein Hammer, 20oz. Drop Forged w/ American Hickory Handle	20 oz.	13"	6	9.00 lb.
06024	Ball Pein Hammer, 24oz. Drop Forged w/ American Hickory Handle	24 oz.	14"	6	10.50 lb.
06032	Ball Pein Hammer, 32oz. Drop Forged w/ American Hickory Handle	32 oz.	14"	6	13.50 lb.
06040	Ball Pein Hammer, 40oz. Drop Forged w/ American Hickory Handle	40 oz.	16"	4	11.00 lb.
06048	Ball Pein Hammer, 48oz. Drop Forged w/ American Hickory Handle	48 oz.	16"	4	13.00 lb.
<b>CLAW &amp; RIPPING HAMMERS</b>					
06100	Curved Claw Hammer, 16oz. Drop Forged w/ American Hickory Handle	16 oz.	13"	6	7.50 lb.
06101	Curved Claw Hammer, 20oz. Drop Forged w/ American Hickory Handle	20 oz.	14"	6	9.00 lb.
06102	Rip Claw Hammer, 16oz. Drop Forged w/ American Hickory Handle	16 oz.	13"	6	7.50 lb.
06103	Rip Claw Hammer, 20oz. Drop Forged w/ American Hickory Handle	20 oz.	14"	6	9.00 lb.
<b>HICKORY REPLACEMENT HANDLES</b>					
06153	Replacement Handle Kit, Hickory, Fits Ball Pein 4 oz	2 oz	11"	1	2.3 oz
06154	Replacement Handle Kit, Hickory, Fits Ball Pein 8 oz	2 oz	11.25"	1	2.3 oz
06155	Replacement Handle Kit, Hickory, Fits Ball Pein 12 oz	2.2 oz	12"	1	2.5 oz
06152	Replacement Handle Kit, Hickory, Fits Ball Peins 16-32 oz	2.4 oz	14"	1	2.7 oz
06156	Replacement Handle Kit, Hickory, Fits Ball Peins 40-48 oz	2.6 oz	16"	1	2.9 oz

# INDUSTRIAL SPECIALTY HAMMERS



**STRIKING TOOLS - STEEL**

<b>INDUSTRIAL SPECIALTY HAMMERS</b>						
Part No.	Description	Nominal Wt.	Handle Length	Grip Style	Std. Pk	Std. Pk Wt.
<b>HAND DRILLING HAMMERS</b>						
28025	HD-2SG Hand Drilling Hammer Classic Handle	2 lb	10"	SG	2	4.50 lb
28020	HD-2 Hand Drilling Hammer Classic Handle	2 lb	10"	C	2	4.50 lb
28035	HD-3SG Hand Drilling Hammer Classic Handle	3 lb	10"	SG	2	6.50 lb
28030	HD-3 Hand Drilling Hammer Classic Handle	3 lb	10"	C	2	6.50 lb
28045	HD-4SG Hand Drilling Hammer Classic Handle	4 lb	10"	SG	2	8.50 lb
28040	HD-4 Hand Drilling Hammer Classic Handle	4 lb	10"	C	2	8.50 lb
28043	HD-4 Hand Drilling Hammer Classic Handle	4 lb	15"	C	2	8.75 lb
28525	HD2-ESG Hand Drilling Hammer Ergo Handle	2 lb	10"	SG	2	5.50 lb
28535	HD3-ESG Hand Drilling Hammer Ergo Handle	3 lb	10"	SG	2	7.50 lb
28545	HD4-ESG Hand Drilling Hammer Ergo Handle	4 lb	10"	SG	2	9.50 lb
<b>BLACKSMITHS CROSS PEIN SLEDGE HAMMERS</b>						
29020	BC-2 Cross Pein Hammer Classic Handle	2 lb	14"	C	2	4.50 lb
29035	BC-3SG Cross Pein Hammer Classic Handle	3 lb	14"	SG	2	6.50 lb
29030	BC-3 Cross Pein Hammer Classic Handle	3 lb	14"	C	2	6.50 lb
29033	BC-3-15 Cross Pein Hammer Classic Handle	3 lb	15"	C	2	6.75 lb
29045	BC-4SG Cross Pein Hammer Classic Handle	4 lb	14"	SG	2	8.50 lb
29040	BC-4 Cross Pein Hammer Classic Handle	4 lb	14"	C	2	8.50 lb
29125	BC2-ESG Cross Pein Hammer Ergo Handle	2 lb	14"	SG	2	4.50 lb
29135	BC3-ESG Cross Pein Hammer Ergo Handle	3 lb	14"	SG	2	7.50 lb
29136	BC3-ESG Cross Pein Hammer Ergo Handle	3 lb	16"	SG	2	7.75 lb
29235	BC3-ESG Cross Pein Hammer Ergo Handle	3 lb	14"	CS	2	7.50 lb
29145	BC4-ESG Cross Pein Hammer Ergo Handle	4 lb	14"	SG	2	9.50 lb
29245	BC4-ESG Cross Pein Hammer Ergo Handle	4 lb	14"	CS	2	9.50 lb
<b>BRICKLAYERS HAMMER</b>						
70018	BL-16 Bricklayers Hammer, Classic Handle	16 oz	12"	C	2	2.50 lb
70026	BL-25 Bricklayers Hammer, Classic Handle	24 oz	12"	SG	4	9.40 lb
<b>PROSPECTORS PICK</b>						
70240	PP-24 Prospectors Pick, Classic Handle	24 oz	12"	C	2	5.50 lb
<b>WELDERS CHIPPING HAMMER</b>						
70320	Welders Chipping Cone & Chisel, Classic Handle	16 oz	13"	SG	2	3.50 lb
70330	Welders Chipping Cone & Cross Chisel, Classic Handle	16 oz	13"	SG	2	3.50 lb




# INDUSTRIAL SPECIALTY HAMMERS

## DRIVE HAMMER

Multi-function soft face hammer with a 3/8" drive

Fits all SAE & metric sockets (not included)

Performs like a breaker bar w/non-marring hammer face  
Tighten bolts and tap parts into place with one tool.  
More torque than a nut driver or short breaker bar.  
Replaceable tips available from soft to extra hard.



Brass Hammer



Rubber Mallet



Engineers Straight Pein Hammer



Engineers Cross Pein

### THE DRIVE HAMMER

Part No.	Description	Nominal Wt.	Handle Length/ Tip Size	Grip Style	Std. Pk	Std. Pk Wt
<b>3/8" FIXED SOCKET DRIVE WITH NON-MARRING REPLACEABLE HAMMER FACE</b>						
05035	3/8" Drive Hammer w/ Non-Marring Replaceable Tip	2.2 lbs	12"	C	2	5.10 lbs
<b>Replaceable Tips for Drive Hammer</b>						
15172	CBH Soft Face Tip, Brown, Soft	1.4 oz	1.75"	—	1	1.9 oz
15173	CBH Soft Face Tip, Red, Medium	1.4 oz	1.75"	—	1	1.9 oz
15174	CBH Soft Face Tip, Green, Tough	1.4 oz	1.75"	—	1	1.9 oz
15176	CBH Soft Face Tip, Cream, Medium-Hard (Included)	1.4 oz	1.75"	—	1	1.9 oz
15170	CBH Soft Face Tip, Black, Hard	1.4 oz	1.75"	—	1	1.9 oz

### INDUSTRIAL SPECIALTY HAMMERS

Part No.	Description	Nominal Wt.	Handle Length	Grip Style	Std. Pk	Std. Pk Wt
<b>BRASS HAMMERS - NON SPARKING</b>						
30015	BRS1.5 Brass Hammer, Classic Handle	1.5 lb	12"	SG	5	8.75 lb
30025	BRS2.5 Brass Hammer, Classic Handle	2.5 lb	12"	SG	2	5.50 lb
30040	BRS4 Brass Hammer, Classic handle	4 lb	12"	SG	2	8.30 lb
30515	BRS1.5-ESG Brass Hammer, Ergo Handle	1.5 lb	12"	SG	5	10.50 lb
30525	BRS2.5-ESG Brass Hammer, Ergo Handle	2.5 lb	12"	SG	2	6.50 lb
30540	BRS4-ESG Brass Hammer, Ergo Handle	4 lb	12"	SG	2	9.50 lb
<b>RUBBER MALLETS</b>						
13110	RM1 Rubber Mallet, Classic Handle	1 lb	12 5/8"	H	5	5.75 lb
13120	RM2 Rubber Mallet, Classic Handle	2 lb	16"	H	5	10.75 lb
<b>MACHINISTS HAMMER</b>						
70128	MH28 Machinists Hammer, Classic Handle	28 oz	13"	H	4	9.40 lb
<b>ENGINEERS CROSS PEIN</b>						
70212	EC12 Engineers Cross Pein, Classic Handle	12 oz	12"	SG	4	5.50 lb
<b>ENGINEERS STRAIGHT PEIN</b>						
70312	ES12 Engineers Straight Pein, Classic Handle	12 oz	12"	SG	4	5.50 lb

STRIKING TOOLS - STEEL

GET THE STRIPE

# SLEDGE HAMMERS



**Ergo Power®  
SG Super Grip**



**Ergo Power® CS  
Comfort Grip**

**SLEDGE HAMMERS**



**Ergo Power® CS  
Comfort Grip**



**Ergo Power® SG  
Slugging Hammers**



**Classic® SG  
& CS Short Hammers**

NUPLA SLEDGE HAMMERS						
Part No.	Description	Nominal Wt.	Handle Length	Grip Style	Std. Pk	Std. Pk Wt.
<b>BLACKSMITHS DOUBLE-FACE ERGO POWER® SLEDGE HAMMERS</b>						
27520	BD2-ESG Ergo Power Sledge	2 lb	14"	SG	2	5.50 lb
27620	BD2-ECS Ergo Power Sledge	2 lb	14"	CS	2	5.50 lb
27530	BD3-ESG Ergo Power Sledge	3 lb	14"	SG	2	7.50 lb
27630	BD3-ECS Ergo Power Sledge	3 lb	14"	CS	2	7.50 lb
27540	BD4-ESG Ergo Power Sledge	4 lb	14"	SG	2	9.50 lb
27640	BD4-ECS Ergo Power Sledge	4 lb	14"	CS	2	9.50 lb
27806	BD-6ESG Ergo Power Sledge	6 lb	32"	SG	2	16.50 lb
27706	BD-6ECS Ergo Power Sledge	6 lb	32"	CS	2	16.50 lb
27808	BD-8ESG Ergo Power Sledge	8 lb	32"	SG	2	20.00 lb
27708	BD-8ECS Ergo Power Sledge	8 lb	32"	CS	2	20.00 lb
27810	BD-10ESG Ergo Power Sledge	10 lb	32"	SG	2	24.50 lb
27710	BD-10ECS Ergo Power Sledge	10 lb	32"	CS	2	24.50 lb
27814	BD-10ESG Ergo Power Sledge	10 lb	36"	SG	2	24.50 lb
27812	BD-12ESG Ergo Power Sledge	12 lb	32"	SG	2	28.40 lb
27712	BD-12ECS Ergo Power Sledge	12 lb	32"	CS	2	28.40 lb
27816	BD-16ESG Ergo Power Sledge	16 lb	32"	SG	2	36.50 lb
27716	BD-16ECS Ergo Power Sledge	16 lb	32"	CS	2	36.50 lb
27818	BD-16LESG Ergo Power Sledge	16 lb	36"	SG	2	36.50 lb
27718	BD-16LECS Ergo Power Sledge	16 lb	36"	CS	2	36.50 lb
27820	BD-20ESG Ergo Power Sledge	20 lb	32"	SG	2	44.50 lb
27720	BD-20ECS Ergo Power Sledge	20 lb	32"	CS	2	44.50 lb
27822	BD-20LESG Ergo Power Sledge	20 lb	36"	SG	2	44.50 lb
27722	BD-20LECS Ergo Power Sledge	20 lb	36"	CS	2	44.50 lb
<b>ERGO POWER® - SLUGGING HAMMERS</b>						
27805	BD6-E16SG Ergo Power Slugging Hammer	6 lb	16"	SG	2	13.75 lb
27804	BD8-E16SG Ergo Power Slugging Hammer	8 lb	16"	SG	2	17.25 lb
27092	BD10-E16SG Ergo Power Slugging Hammer	10 lb	16"	SG	2	21.50 lb
<b>DOUBLE-FACE SLEDGE HAMMERS - CLASSIC® 2 - 4 LB</b>						
27021	BD-2SG Classic Sledge	2 lb	14"	SG	2	4.50 lb
27020	BD-2 Classic Sledge	2 lb	14"	CS	2	4.50 lb
27023	BD-2-15 Classic Sledge	2 lb	15"	CS	2	4.75 lb
27030	BD-3 Classic Sledge	3 lb	14"	CS	2	6.50 lb
27035	BD-3SG Classic Sledge	3 lb	14"	SG	2	6.50 lb
27045	BD-4SG Classic Sledge	4 lb	14"	SG	2	8.50 lb
27040	BD-4 Classic Sledge	4 lb	14"	CS	2	8.50 lb
27043	BD-4-15 Classic Sledge	4 lb	15"	CS	2	8.50 lb
27046	BD-4-16 Classic Sledge	4 lb	16"	CS	2	8.50 lb



# CLASSIC NUPLAGLAS® SLEDGE HAMMERS 6 - 20 LB

## CLASSIC® BLACKSMITHS DOUBLE-FACE SLEDGE HAMMERS

Part No.	Description	Nominal Wt.	Handle Length	Grip Style	Std. Pk	Std. Pk Wt.
27062	BD-6-14 Classic Sledge	6 lb	14"	CS	2	13.15 lb
27059	BD-6-14SG Classic Sledge	6 lb	14"	SG	2	13.15 lb
27066	BD-6-15 Classic Sledge	6 lb	15"	CS	2	13.15 lb
27036	BD-6-16 Classic Sledge	6 lb	16"	CS	2	13.15 lb
27047	BD-6-16SG Classic Sledge	6 lb	16"	SG	2	13.15 lb
27068	BD-6-18 Classic Sledge	6 lb	18"	CS	2	13.30 lb
27072	BD-6-18SG Classic Sledge	6 lb	18"	SG	2	13.30 lb
27069	BD-6-24 Classic Sledge	6 lb	24"	CS	2	13.35 lb
27071	BD-6-24SG Classic Sledge	6 lb	24"	SG	2	13.35 lb
27064	BD-6-26 Classic Sledge	6 lb	26"	CS	2	13.40 lb
27077	BD-6-28SG Classic Sledge	6 lb	28"	SG	2	15.00 lb
27060	BD-6-32 Classic Sledge	6 lb	32"	CS	2	13.50 lb
27081	BD-6SG Classic Sledge	6 lb	32"	SG	2	13.50 lb
27082	BD-8-14 Classic Sledge	8 lb	14"	CS	2	17.15 lb
27073	BD-8-14SG Classic Sledge	8 lb	14"	SG	2	17.15 lb
27085	BD-8-15 Classic Sledge	8 lb	15"	CS	2	17.15 lb
27074	BD-8-15SG Classic Sledge	8 lb	15"	SG	2	17.15 lb
27086	BD-8-16 Classic Sledge	8 lb	16"	CS	2	17.15 lb
27087	BD-8-16SG Classic Sledge	8 lb	16"	SG	2	17.15 lb
27088	BD-8-18 Classic Sledge	8 lb	18"	CS	2	17.30 lb
27090	BD-8-18SG Classic Sledge	8 lb	18"	SG	2	17.30 lb
27083	BD-8-24SG Classic Sledge	8 lb	24"	SG	2	17.35 lb
27084	BD-8-24 Classic Sledge	8 lb	24"	CS	2	17.35 lb
27112	BD-8-28SG Classic Sledge	8 lb	28"	SG	2	17.50 lb
27111	BD-8-28 Classic Sledge	8 lb	28"	CS	2	17.50 lb
27091	BD-8-32SG Classic Sledge	8 lb	32"	SG	2	17.50 lb
27080	BD-8-32 Classic Sledge	8 lb	32"	CS	2	17.50 lb
27089	BD-8-36 Classic Sledge	8 lb	36"	CS	2	17.60 lb
27075	BD-8-36SG Classic Sledge	8 lb	36"	SG	2	17.60 lb
27105	BD-10-15 Classic Sledge	10 lb	15"	CS	2	21.15 lb
27106	BD-10-16 Classic Sledge	10 lb	16"	CS	2	21.15 lb
27108	BD-10-18 Classic Sledge	10 lb	18"	CS	2	21.30 lb
27104	BD-10-24 Classic Sledge	10 lb	24"	CS	2	21.35 lb
27103	BD-10-24SG Classic Sledge	10 lb	24"	SG	2	21.35 lb
27117	BD-10-28SG Classic Sledge	10 lb	28"	SG	2	21.40 lb
27116	BD-10-28 Classic Sledge	10 lb	28"	CS	2	21.40 lb
27101	BD-10-32SG Classic Sledge	10 lb	32"	SG	2	21.50 lb
27100	BD-10-32 Classic Sledge	10 lb	32"	CS	2	21.50 lb
27110	BD-10-32SG Classic Sledge Dbl. Grip	10 lb	32"	SG	2	21.45 lb
27109	BD-10-36 Classic Sledge	10 lb	36"	CS	2	21.55 lb
27102	BD-10-36SG Classic Sledge	10 lb	36"	SG	2	21.55 lb
27125	BD-12-15 Classic Sledge	12 lb	15"	CS	2	25.05 lb
27126	BD-12-16SG Classic Sledge	12 lb	16"	SG	2	25.15 lb
27128	BD-12-18 Classic Sledge	12 lb	18"	CS	2	25.20 lb
27124	BD-12-24 Classic Sledge	12 lb	24"	CS	2	25.25 lb
27129	BD-12-28 Classic Sledge	12 lb	28"	CS	2	25.35 lb
27130	BD-12-28SG Classic Sledge	12 lb	28"	SG	2	25.35 lb
27120	BD-12-32 Classic Sledge	12 lb	32"	CS	2	25.40 lb
27121	BD-12-32SG Classic Sledge	12 lb	32"	SG	2	25.40 lb
27122	BD-12-36 Classic Sledge	12 lb	36"	CS	2	25.45 lb
27123	BD-12-36SG Classic Sledge	12 lb	36"	SG	2	25.45 lb
27165	BD-16-15 Classic Sledge	16 lb	15"	CS	2	33.15 lb
27167	BD-16-16SG Classic Sledge	16 lb	16"	SG	2	33.25 lb
27164	BD-16-24 Classic Sledge	16 lb	24"	CS	2	33.35 lb
27160	BD-16-32 Classic Sledge	16 lb	32"	CS	2	33.50 lb
27161	BD-16-32SG Classic Sledge	16 lb	32"	SG	2	33.50 lb
27162	BD-16-36 Classic Sledge	16 lb	36"	CS	2	33.55 lb
27169	BD-16-36SG Classic Sledge	16 lb	36"	SG	2	33.55 lb
27216	BD-20-16 Classic Sledge	20 lb	16"	CS	2	41.15 lb
27204	BD-20-24 Classic Sledge	20 lb	24"	CS	2	41.00 lb
27200	BD-20-36 Classic Sledge	20 lb	36"	CS	2	41.50 lb
27201	BD-20-36SG Classic Sledge	20 lb	36"	SG	2	41.50 lb

Classic Nuplaglas® handles with Lifetime Warranty



Industrial Grade Heads



Cushion Grip (CS)



Super Grip (SG)

SLEDGE HAMMERS

# WOOD SLEDGES



## HICKORY HANDLED SLEDGE HAMMERS

Sledge Hammers - Long & Short Handled  
Cross Pein & Hand Drilling



Hand Drilling & Cross Pein

Sledge Hammers

**SLEDGE HAMMERS**

<b>HICKORY HANDLED SLEDGE HAMMERS</b>					
Part No.	Description	Nominal Wt.	Handle Length	Std. Pk	Std. Pk Wt.
06111	Double Face Sledge, 6lb, Drop Forged w/ American Hickory Handle	6 lb.	32"	2	13.50 lb
06112	Double Face Sledge, 8lb, Drop Forged w/ American Hickory Handle	8 lb.	32"	2	17.50 lb
06121	Double Face Sledge, 8lb, Drop Forged w/ American Hickory Handle	8 lb.	36"	2	17.60 lb
06113	Double Face Sledge, 10lb, Drop Forged w/ American Hickory Handle	10 lb.	32"	2	21.50 lb
06114	Double Face Sledge, 10lb, Drop Forged w/ American Hickory Handle	10 lb.	36"	2	21.55 lb
06115	Double Face Sledge, 12lb, Drop Forged w/ American Hickory Handle	12 lb.	32"	2	25.40 lb
06118	Double Face Sledge, 12lb, Drop Forged w/ American Hickory Handle	12 lb.	36"	2	25.45 lb
06116	Double Face Sledge, 16lb, Drop Forged w/ American Hickory Handle	16 lb.	32"	2	33.50 lb
06117	Double Face Sledge, 16lb, Drop Forged w/ American Hickory Handle	16 lb.	36"	2	33.55 lb
06119	Double Face Sledge, 2lb, Drop Forged w/ American Hickory Handle	2 lb.	16"	2	4.75 lb
06110	Double Face Sledge, 4lb, Drop Forged w/ American Hickory Handle	4 lb.	16"	2	8.50 lb
06120	Hand Drilling Hammer, 3lb, Drop Forged w/ American Hickory Handle	3 lb.	10.5"	2	6.50 lb
06105	Cross Pein Hammer, 3lb, Drop Forged w/ American Hickory Handle	3 lb.	15"	2	6.75 lb
<b>HICKORY REPLACEMENT HANDLES</b>					
06150	36" Replacement Handle Kit, Hickory, Fits 6-16 lb Sledge	1.75 lb	36"	1	2.25 lb
06151	16" Replacement Handle Kit, Hickory, Fits 2-4 lb Hammers	.75 lb	16"	1	1.25 lb
06157	10.5" Replacement Handle Kit, Hickory, Fits 3 lb Hand Drilling	.55 lb	10.5"	1	1.05 lb
06158	32" Replacement Handle Kit, Hickory, Fits 6-16 lb Sledge	1.55 lb	32"	1	2.05 lb



# SOFT STEEL SAFETY SLEDGE HAMMERS

**SLEDGE HAMMERS**



## FOR STRIKING EXTREMELY HARD METAL SURFACES: HARDENED PINS, RAILROAD SPIKES & CUTTING TOOLS

- Ideal for Mining Equipment and Rail Applications
- Similar hardness to brass
- Can replace brass when non-sparking is not required
- Maximum - 30 Rockwell C Hardness
- Reduces shearing when striking hardened steel
- Blue Heads marked "S" for "soft"
- Ergo Power® Super Grip black handles

### SOFT SAFETY STEEL - ERGO® SLEDGE HAMMERS

Part No.	Description	Nominal Wt.	Handle Length	Grip Style	Std. Pk	Std. Pk Wt.
26500	BDS-2-14 ESG Ergo Soft Safety Steel Sledge Hammer	2 lb	14"	SG	2	5.50 lb
26501	BDS-3-14 ESG Ergo Soft Safety Steel Sledge Hammer	3 lb	14"	SG	2	7.50 lb
26502	BDS-4-14 ESG Ergo Soft Safety Steel Sledge Hammer	4 lb	14"	SG	2	9.50 lb
26503	BDS-6-32 ESG Ergo Soft Safety Steel Sledge Hammer	6 lb	32"	SG	2	16.00 lb
26504	BDS-8-32 ESG Ergo Soft Safety Steel Sledge Hammer	8 lb	32"	SG	2	20.00 lb
26505	BDS-10-32 ESG Ergo Soft Safety Steel Sledge Hammer	10 lb	32"	SG	2	24.00 lb
26506	BDS-12-32 ESG Ergo Soft Safety Steel Sledge Hammer	12 lb	32"	SG	2	28.00 lb
26507	BDS-16-32 ESG Ergo Soft Safety Steel Sledge Hammer	16 lb	32"	SG	2	36.00 lb
26508	BDS-20-32 ESG Ergo Soft Safety Steel Sledge Hammer	20 lb	32"	SG	2	44.50 lb
26510	BDS-6-ESG-S Ergo Soft Safety Steel Slugging Hammer	6 lb	16"	SG	2	15.50 lb
26511	BDS-8-ESG-S Ergo Soft Safety Steel Slugging Hammer	8 lb	16"	SG	2	19.00 lb

# AXES - MAULS - PICKS - MATTOCKS



Ergo Power®  
Michigan  
Double Bit

Ergo Power®  
Michigan  
Single Bit

Classic®  
Michigan  
Double Bit

Campers  
Axe

Campers  
Utility  
Axe

Ergo Power®  
Splitting  
Maul

Ergo Power®  
Mattock

Classic® Bush  
Hook, Single  
Blade

AXES - MAULS - PICKS - MATTOCKS						
Part No.	Description	Nominal Wt.	Handle Length	Grip Style	Std. Pk	Std. Pk Wt.
<b>ERGO POWER® AXES</b>						
22400	DB3.5ESG Ergo Power Michigan Double Bit	3.5 lb	32"	SG	2	8.50 lb
22402	DB3.5ECS Ergo Power Michigan Double Bit	3.5 lb	32"	CS	2	8.50 lb
22401	DB3.5LESG Ergo Power Michigan Double Bit	3.5 lb	36"	SG	2	8.75 lb
22404	DB3.5LECS Ergo Power Michigan Double Bit	3.5 lb	36"	CS	2	8.75 lb
22410	NSB3.5ESG Ergo Power Michigan Single Bit	3.5 lb	32"	SG	2	8.50 lb
22411	NSB3.5LESG Ergo Power Michigan Single Bit	3.5 lb	36"	SG	2	8.75 lb
22416	Slim Line Ergo Power Michigan Single Bit	3.5 lb	32"	NA	2	8.25 lb
22412	Slim Line Ergo Power Michigan Single Bit	3.5 lb	36"	NA	2	8.50 lb
<b>CLASSIC® AXES</b>						
22200	DB3.5 Classic Michigan Double Bit	3.5 lb	36"	DB	2	8.50 lb
22201	SB3.5 Classic Michigan Single Bit	3.5 lb	36"	SB	2	8.50 lb
<i>See Fire Tools Section for Additional Axes</i>						
<b>CLASSIC® CAMP AXES</b>						
22210	Campers Axe	2.0 lb	14"	SB	2	4.2 lb
22211	Campers/Utility Axe	3.7 lb	16"	SB	2	7.6 lb
22212	Sheath (fits 22210 axe)	0.3 lb	-	-	2	.75 lb
22213	Sheath (fits 22211 axe)	.04 lb	-	-	2	.85 lb
<b>ERGO POWER® MAULS</b>						
22806	SM-6-ESG Ergo Power Splitting Maul	6 lb	32"	SG	2	16.50 lb
22706	SM-6-ECS Ergo Power Splitting Maul	6 lb	32"	CS	2	16.50 lb
22808	SM-8-ESG Ergo Power Splitting Maul	8 lb	32"	SG	2	22.50 lb
22708	SM-8-ECS Ergo Power Splitting Maul	8 lb	32"	CS	2	22.50 lb
<b>CLASSIC® MAULS</b>						
22060	SM-6 Classic Splitting Maul	6 lb	32"	CS	2	13.50 lb
22080	SM-8 Classic Splitting Maul	8 lb	32"	CS	2	17.80 lb
22082	SM-8SG Classic Splitting Maul	8 lb	32"	SG	2	17.80 lb
24340	SHW-4 Splitting Wedge	4 lb	-	-	5	20.75 lb
<b>ERGO POWER® PICKS &amp; MATTOCKS</b>						
24551	CM-5H-ESG Ergo Power Cutter Mattock	5 lb	36"	SG	1	9.00 lb
24557	CM-5H-ECS Ergo Power Cutter Mattock	5 lb	36"	CS	1	9.00 lb
24552	PM-5H-ESG Ergo Power Pick Mattock	5 lb	36"	SG	1	9.00 lb
24560	PM-5H-ECS Ergo Power Pick Mattock	5 lb	36"	CS	1	9.00 lb
24553	RP-5H-ESG Ergo Power Railroad Pick	5 lb	36"	SG	1	9.00 lb
24563	RP-5H-ECS Ergo Power Railroad Pick	5 lb	36"	CS	1	9.00 lb
24554	RP-6H-ESG Ergo Power Railroad Pick	6 lb	36"	SG	1	10.00 lb
24566	RP-6H-ECS Ergo Power Railroad Pick	6 lb	36"	CS	1	10.00 lb
<b>CLASSIC® PICKS &amp; MATTOCKS</b>						
24051	CM-5H Classic Cutter Mattock	5 lb	36"	DB	1	9.00 lb
24052	CM-5H140 Classic Cutter Mattock	5 lb	36"	CS	1	9.50 lb
24151	PM-5H Classic Pick Mattock	5 lb	36"	DB	1	9.00 lb
24152	PM-5H140 Classic Pick Mattock	5 lb	36"	CS	1	9.50 lb
24251	RP-5H Classic Railroad Pick	5 lb	36"	DB	1	9.00 lb
24261	RP-6H Classic Railroad Pick	6 lb	36"	DB	1	10.00 lb
24252	RP-5H140 Classic Railroad Pick	5 lb	36"	CS	1	9.50 lb
24262	RP-6H140 Classic Railroad Pick	6 lb	36"	CS	1	10.50 lb
<b>PICK &amp; MATTOCK HEADS</b>						
24050	CM-5 Cutter Mattock Head	5 lb	-	-	1	5.50 lb
24150	PM-5 Pick Mattock Head	5 lb	-	-	1	5.50 lb
24260	RP-6 Railroad Pick Head	6 lb	-	-	1	6.50 lb
<b>ERGO POWER® BUSH HOOKS &amp; DITCH BANK BLADES</b>						
72940	BHD-10E Ergo Power Bush Hook, Double Edge	3 lb	36"	SG	2	11.30 lb
72950	DBB-16ESG Ergo Power Ditch Bank Blade	3 lb	36"	SG	2	11.50 lb
<b>CLASSIC® BUSH HOOK &amp; DITCH BANK BLADES</b>						
33140	BHD-10 Classic Bush Hook, Double Edge	3 lb	36"	DB	2	9.00 lb
33145	BHS-32 Classic Bush Hook, Single Edge	3 lb	36"	SB	2	9.00 lb
33150	DBB-16 Classic Ditch Bank Blade	3 lb	40"	DB	2	10.00 lb

AXES - MAULS - PICKS



# AXES - MAULS - PICKS

GET THE STRIPE

AXES - MAULS - PICKS



Axes & Mauls

Picks & Mattocks

## HICKORY HANDLED CUTTING & DIGGING TOOLS

Axes & Mauls  
Picks & Mattocks

### CUTTING & DIGGING TOOLS WITH HICKORY HANDLES

Part Number	Description	Nominal Wt.	Handle Length	Std. Pk	Std. Pk Wt.
33790	3.5 lb Michigan Double Bit Axe, 32" Straight Hickory Handle	4.5 lb	32"	2	9.5 lb
33791	3.5 lb Michigan Double Bit Axe, 36" Straight Hickory Handle	4.5 lb	36"	2	9.5 lb
33792	3.5 lb Michigan Single Bit Axe, 32" Contoured Hickory Handle	4.5 lb	32"	2	9.5 lb
33793	3.5 lb Michigan Single Bit Axe, 36" Contoured Hickory Handle	4.5 lb	36"	2	9.5 lb
33794	6 lb Splitting Maul, 32" Straight Hickory Handle	7.0 lb	32"	2	14.5 lb
33795	8 lb Splitting Maul, 32" Straight Hickory Handle	9.0 lb	32"	2	18.5 lb.
33796	5 lb Cutter Mattock, 36" Straight Hickory Pick Handle	6.0 lb	36"	1	12.5 lb.
33797	5 lb Pick Mattock, 36" Straight Hickory Pick Handle	6.0 lb	36"	1	12.5 lb.
33798	5 lb Railroad Pick, 36" Straight Hickory Pick Handle	6.0 lb	36"	1	12.5 lb.
REPLACEMENT HANDLES					
06159	32" Replacement Handle Kit, Hickory, Fits Double Bit Axe	1.55 lb	32"	1	2.05 lb
06160	36" Replacement Handle Kit, Hickory, Fits Double Bit Axe	1.75 lb	36"	1	2.25 lb
06161	32" Replacement Handle Kit, Hickory, Fits Single Bit Axe	1.55 lb	32"	1	2.05 lb
06162	36" Replacement Handle Kit, Hickory, Fits Single Bit Axe	1.75 lb	36"	1	2.25 lb
06163	36" Replacement Handle Kit, Hickory, Fits Mattocks & Railroad Pick	2.0 lb	36"	1	2.50 lb



**STRONGER THAN WOOD  
MOISTURE & CHEMICAL RESISTANT**

## SOLID HYDRAULIC DESIGN

NUPLAGLAS® handles feature a polystyrene core construction with sections of solid fiberglass at critical stress points for reduced tool weight and superior strength-to-weight ratio.

All Nuplaglas® and Ergo Power® Handles are made in the U.S.A. and carry a Lifetime Warranty

## INDUSTRIAL GRADE STEEL BLADES

Stamped Hollow Back - Closed Back & Forged Solid Shank

### ERGOPOWER® HANDLES

V-SHAPED CENTER FOR MORE CONTROL BUTT END OVERSIZED FOR GLOVED HANDS OR SOLID MOLDED D-GRIPS

### CLASSIC® HANDLES

ROUND GLASS - SMOOTH FINISH BUTT END WITH CUSHION GRIP OR SOLID PLASTIC D-GRIPS

### POWER PYLON® HANDLES

MADE FROM AN ENGINEERING COMPOSITE & MOLDED TO NUPLAGLAS®, ERGO®, CLASSIC® OR PROTEC® HANDLE

### PROTEC® HANDLES

VINYL COVERED CLASSIC® HANDLE ADDED PROTECTION FOR NUPLAGLAS® IN EXTREME WEAR CONDITIONS



**DIGGING TOOLS**



GET THE STRIPE

# ERGO-POWER® ROUND POINT SHOVELS

High Grade Steel Blades &  
Lifetime Guaranteed Nuplaglas® Ergo Power®  
Handles. Stronger than wood, built to last.

Ergo Power® Round Point  
Shovel, long handles

Ergo Power® Round Point  
Shovel D-Grip handles

Available in  
heavy gauge  
solid shank and  
closed back blades

DIGGING TOOLS

NUPLA ROUND POINT SHOVELS									
Part No.	Description	Handle Style	Gauge	Blade Dimension	Blade Style	Handle Lgth	Grip Style	Std. Pk	Std. Pk Wt.
72014	RP-0-L-E #0 Round Point Shovel	Ergo	16	7½"x10"	Hollow Back	48"	Ergo	6	12.00 lb
72016	RP2L-E #2 Round Point Shovel	Ergo	16	9"x11½"	Hollow Back	48"	Ergo	6	27.51 lb
72017	RP2D-E #2 Round Point Shovel	Ergo	16	9"x11½"	Hollow Back	27"	D	3	10.91 lb
72065	CBR2L-E #2 Round Point Shovel	Ergo	16	9"x11½"	Closed Back	48"	Ergo	6	31.16 lb
72066	CBR2D-E #2 Round Point Shovel	Ergo	16	9"x11½"	Closed Back	27"	D	3	11.70 lb
72766	CBR2D-30E #2 Round Point Shovel	Ergo	16	9"x11½"	Closed Back	30"	D	3	13.50 lb
72067	CBR14L-E #2 Round Point Shovel	Ergo	14	9"x11½"	Closed Back, HD	48"	Ergo	6	32.50 lb
72068	CBR14D-E #2 Round Point Shovel	Ergo	14	9"x11½"	Closed Back, HD	27"	D	3	13.75 lb
72069	SSR2L-E #2 Round Point Shovel	Ergo	14	9"x11½"	Solid Shank	48"	Ergo	6	31.00 lb
72070	SSR2D-E #2 Round Point Shovel	Ergo	14	9"x11½"	Solid Shank	27"	D	3	13.50 lb
72770	SSR2D-30E #2 Round Point Shovel	Ergo	14	9"x11½"	Solid Shank	30"	D	3	14.00 lb
72061	RP14L-E #2 Round Point Shovel	Ergo	14	9"x11½"	Heavy Gauge	48"	Ergo	6	33.00 lb
72062	RP14D-E #2 Round Point Shovel	Ergo	14	9"x11½"	Heavy Gauge	27"	D	3	14.00 lb
72762	RP14D-30E #2 Round Point Shovel	Ergo	14	9"x11½"	Heavy Gauge	30"	D	3	14.50 lb

# CLASSIC® ROUND POINT SHOVELS



High Grade Steel Blades & Lifetime Guaranteed Nuplaglas Classic® handles with Cushion Grips. Stronger than wood, built to last. Also available in ProTec® style handles.



Classic® Round Point long handles

Rugged D-Grip handles

Available in heavy gauge solid shank and closed back blades

DIGGING TOOLS

NUPLA CLASSIC® ROUND POINT SHOVELS									
Part No.	Description	Handle Style	Gauge	Blade Dimension	Blade Style	Handle Lgth	Grip Style	Std. Pk	Std. Pk Wt.
69150	RP-O-L #0 Round Point Shovel	Classic	16	7½"x10"	Hollow Back	48"	Butt	6	12.00 lb
69048	RP2L #2 Round Point Shovel	Classic	16	9"x11½"	Hollow Back	48"	Butt	6	26.45 lb
69027	RP2D #2 Round Point Shovel	Classic	16	9"x11½"	Hollow Back	27"	D	3	13.00 lb
69648	CBR2L #2 Round Point Shovel	Classic	16	9"x11½"	Closed Back	48"	Butt	6	31.00 lb
69627	CBR2D #2 Round Point Shovel	Classic	16	9"x11½"	Closed Back	27"	D	3	12.50 lb
69620	CBR14L #2 Round Point Shovel	Classic	14	9"x11½"	Closed Back, HD	48"	Butt	6	32.50 lb
69621	CBR14D #2 Round Point Shovel	Classic	14	9"x11½"	Closed Back, HD	27"	D	3	13.75 lb
69625	CBR14D30 #2 Round Point Shovel	Classic	14	9"x11½"	Closed Back, HD	30"	D	3	15.00 lb
69848	SSR2L #2 Round Point Shovel	Classic	14	9"x11½"	Solid Shank	48"	Butt	6	31.00 lb
69827	SSR2D #2 Round Point Shovel	Classic	14	9"x11½"	Solid Shank	27"	D	3	13.50 lb
69826	SSR2D-30 #2 Round Point Shovel	Classic	14	9"x11½"	Solid Shank	30"	D	3	13.50 lb
69248	RP14L #2 Round Point Shovel	Classic	14	9"x11½"	Hollow Back	48"	Butt	6	33.00 lb
69247	RP14L-60 #2 Round Point Shovel	Classic	14	9"x11½"	Hollow Back	60"	Butt	6	36.00 lb
69227	RP14D #2 Round Point Shovel	Classic	14	9"x11½"	Hollow Back	27"	D	3	14.00 lb
69230	RP14D-30 #2 Round Point Shovel	Classic	14	9"x11½"	Hollow Back	30"	D	3	14.50 lb
79248	RP14L-P #2 Round Point Shovel	Pro-Tec	14	9"x11½"	Hollow Back	48"	Butt	3	16.50 lb
79227	RP14D-P #2 Round Point Shovel	Pro-Tec	14	9"x11½"	Hollow Back	27"	D	3	14.00 lb
79230	RP14D30-P #2 Round Point Shovel	Pro-Tec	14	9"x11½"	Hollow Back	30"	D	3	14.50 lb



GET THE STRIPE

# ERGO-POWER® SQUARE POINT SHOVELS


**DIGGING TOOLS**

High Grade Steel Blades &  
Lifetime Guaranteed Nuplaglas® Ergo Power®  
Handles. Stronger than wood, built to last.

Ergo Power®  
Square Point Shovel,  
long handles



Ergo Power® Square  
Point Shovel  
D-Grip handles



Available in  
heavy gauge  
solid shank and  
closed back blades

## NUPLA ERGO-POWER® SQUARE POINT SHOVELS

Part No.	Description	Handle Style	Gauge	Blade Dimension	Blade Style	Handle Lgth	Grip Style	Std. Pk	Std. Pk Wt.
72071	SP2L-E #2 Square Pt. Shovel	Ergo	16	9 7/8"x11 1/2"	Hollow Back	48"	Ergo	6	33.00 lb
72072	SP2D-E #2 Square Pt. Shovel	Ergo	16	9 7/8"x11 1/2"	Hollow Back	27"	D	3	14.00 lb
72772	SP2D-30E #2 Square Pt. Shovel	Ergo	16	9 7/8"x11 1/2"	Hollow Back	30"	D	3	14.50 lb
72079	CBS2L-E #2 Square Pt. Shovel	Ergo	16	9 7/8"x11 1/2"	Closed Back	48"	Ergo	6	35.00 lb
72080	CBS2D-E #2 Square Pt. Shovel	Ergo	16	9 7/8"x11 1/2"	Closed Back	27"	D	3	15.00 lb
72780	CBS2D-30E #2 Square Pt. Shovel	Ergo	16	9 7/8"x11 1/2"	Closed Back	30"	D	3	16.00 lb
72083	CBS14L-E #2 Square Pt. Shovel	Ergo	14	9 7/8"x11 1/2"	Closed Back, HD	48"	Ergo	6	32.50 lb
72084	CBS14D-E #2 Square Pt. Shovel	Ergo	14	9 7/8"x11 1/2"	Closed Back, HD	27"	D	3	13.75 lb
72087	SSS2L-E #2 Square Pt. Solid Shank	Ergo	14	9 7/8"x11 1/2"	Solid Shank	48"	Ergo	6	32.50 lb
72088	SSS2D-E #2 Square Pt. Solid Shank	Ergo	14	9 7/8"x11 1/2"	Solid Shank	27"	D	3	13.75 lb
72075	SP14L-E #2 Square Pt. Shovel	Ergo	14	9 7/8"x11 1/2"	Heavy Gauge	48"	Ergo	6	35.00 lb
72076	SP14D-E #2 Square Pt. Shovel	Ergo	14	9 7/8"x11 1/2"	Heavy Gauge	27"	D	3	15.00 lb
72776	SP14D-30E #2 Square Pt. Shovel	Ergo	14	9 7/8"x11 1/2"	Heavy Gauge	30"	D	3	16.00 lb

# CLASSIC® SQUARE POINT SHOVELS



High Grade Steel Blades & Lifetime Guaranteed Nuplaglas Classic® handles with Cushion Grips. Stronger than wood, built to last. Also available in ProTec® style handles.

Classic® Square Point long handles

Rugged D-Grip handles



Available in heavy gauge solid shank and closed back blades

DIGGING TOOLS

## NUPLA CLASSIC® SQUARE POINT SHOVELS

Part No.	Description	Handle Style	Gauge	Blade Dimension	Blade Style	Handle Lgth	Grip Style	Std. Pk	Std. Pk Wt.
69148	SP2L #2 Square Point Shovel	Classic	16	9 7/8" x 11 1/2"	Hollow Back	48"	Butt	6	33.00 lb
69127	SP2D #2 Square Point Shovel	Classic	16	9 7/8" x 11 1/2"	Hollow Back	27"	D	3	14.00 lb
69130	SP2D-30 #2 Square Point Shovel	Classic	16	9 7/8" x 11 1/2"	Hollow Back	30"	D	3	15.00 lb
69131	SP2D-48 #2 Square Point Shovel	Classic	16	9 7/8" x 11 1/2"	Hollow Back	48"	D	3	18.00 lb
69748	CBS2L #2 Square Point Shovel	Classic	16	9 7/8" x 11 1/2"	Closed Back	48"	Butt	6	35.00 lb
69727	CBS2D #2 Square Point Shovel	Classic	16	9 7/8" x 11 1/2"	Closed Back	27"	D	3	15.00 lb
69728	CBS14L #2 Square Point Shovel	Classic	14	9 7/8" x 11 1/2"	Closed Back, HD	48"	Butt	6	32.50 lb
69729	CBS14D #2 Square Point Shovel	Classic	14	9 7/8" x 11 1/2"	Closed Back, HD	27"	D	3	13.75 lb
69249	SP14L #2 Square Point Shovel	Classic	14	9 7/8" x 11 1/2"	Heavy Gauge	48"	Butt	6	35.00 lb
69250	SP14D #2 Square Point Shovel	Classic	14	9 7/8" x 11 1/2"	Heavy Gauge	27"	D	3	15.00 lb
69251	SP14D-48 #2 Square Point Shovel	Classic	14	9 7/8" x 11 1/2"	Heavy Gauge	48"	D	3	18.00 lb
35824	SP14AD #2 Square Point Shovel	Classic	14	9 7/8" x 11 1/2"	Heavy Gauge	27"	Alum. D	3	16.50 lb
79148	SP2L-P #2 Square Point Shovel	Pro-Tec	16	9 7/8" x 11 1/2"	Hollow Back	48"	Butt	6	33.00 lb
79127	SP2D-P #2 Square Point Shovel	Pro-Tec	16	9 7/8" x 11 1/2"	Hollow Back	27"	D	3	14.00 lb
79249	SP14L-P #2 Square Point Shovel	Pro-Tec	14	9 7/8" x 11 1/2"	Hollow Back	48"	Butt	6	35.00 lb
79250	SP14D-P #2 Square Point Shovel	Pro-Tec	14	9 7/8" x 11 1/2"	Hollow Back	27"	D	3	15.00 lb
79253	SP14D30-P #2 Square Point Shovel	Pro-Tec	14	9 7/8" x 11 1/2"	Hollow Back	30"	D	3	16.50 lb



# GARDEN AND DRAIN SPADES

GET THE STRIPE

DIGGING TOOLS



**Garden Spades  
Ergo Power® Handles**



**Garden Spades  
Classic® Handles**



**Drain Spades  
Ergo Power® Handles**



**Drain Spades  
Classic® Handles**



**Classic®  
Sewer  
Spade**

NUPLA SPADES									
Part No.	Description	Handle Style	Gauge	Blade Dimension	Blade Style	Handle Lgth	Grip Style	Std. Pk	Std. Pk Wt.
<b>DRAIN SPADES - "SHARP SHOOTERS"</b>									
72091	SS14L-E 14" Drain Spade	Ergo	16	4 3/4"x14"	Hollow Back	48"	Ergo	6	34.00 lb
72092	SS14D-E 14" Drain Spade	Ergo	16	4 3/4"x14"	Hollow Back	27"	D	3	14.50 lb
72095	SS16L-E 16" Drain Spade	Ergo	16	4 3/4"x16"	Hollow Back	48"	Ergo	6	36.00 lb
72096	SS16D-E 16" Drain Spade	Ergo	16	4 3/4"x16"	Hollow Back	27"	D	3	15.50 lb
72099	SSDS14L-E 14" Drain Spade	Ergo	14	5 1/2"x14"	Solid Shank	48"	Ergo	6	36.00 lb
72100	SSDS14D-E 14" Drain Spade	Ergo	14	5 1/2"x14"	Solid Shank	27"	D	3	15.50 lb
72103	SSDS16L-E 16" Drain Spade	Ergo	14	5 1/2"x16"	Solid Shank	48"	Ergo	6	38.00 lb
72104	SSDS16D-E 16" Drain Spade	Ergo	14	5 1/2"x16"	Solid Shank	27"	D	3	16.50 lb
69275	SS14L 14" Drain Spade	Classic	16	4 3/4"x14"	Hollow Back	48"	Butt	6	34.00 lb
69274	SS14D 14" Drain Spade	Classic	16	4 3/4"x14"	Hollow Back	27"	D	3	14.50 lb
69277	SS16L 16" Drain Spade	Classic	16	4 3/4"x14"	Hollow Back	48"	Butt	6	36.00 lb
69278	SS16L-60 16" Drain Spade	Classic	16	4 3/4"x16"	Hollow Back	60"	Butt	6	36.00 lb
69279	SS16L-120 16" Drain Spade	Classic	16	4 3/4"x16"	Hollow Back	120"	Butt	6	38.00 lb
69276	SS16D 16" Drain Spade	Classic	16	4 3/4"x16"	Hollow Back	27"	D	3	15.50 lb
69819	SSDS14L 14" Drain Spade	Classic	14	5 1/2"x14"	Solid Shank	48"	Butt	6	36.00 lb
69820	SSDS14D 14" Drain Spade	Classic	14	5 1/2"x14"	Solid Shank	27"	D	3	15.50 lb
69824	SSDS14AD 14" Drain Spade	Classic	14	5 1/2"x14"	Solid Shank	27"	D	3	17.00 lb
69813	SSDS16L 16" Drain Spade	Classic	14	5 1/2"x16"	Solid Shank	48"	Butt	6	38.00 lb
69814	SSDS16D 16" Drain Spade	Classic	14	5 1/2"x16"	Solid Shank	27"	D	3	16.50 lb
69323	TS5D Sewer Spade	Classic	16	5"x12"	Hollow Back	20"	D	3	10.00 lb
<b>GARDEN SPADES</b>									
72107	GS2L-E Garden Spade	Ergo	14	7 1/2"x11 1/2"	Hollow Back	48"	Ergo	6	33.00 lb
72108	GS2D-E Garden Spade	Ergo	14	7 1/2"x11 1/2"	Hollow Back	27"	D	3	14.00 lb
72708	GS2D-30E Garden Spade	Ergo	14	7 1/2"x11 1/2"	Hollow Back	30"	D	3	14.50 lb
72115	SSGS2L-E Garden Spade	Ergo	14	10 1/2"x12 1/2"	Solid Shank	48"	Ergo	6	35.00 lb
72116	SSGS2D-E Garden Spade	Ergo	14	10 1/2"x12 1/2"	Solid Shank	27"	D	3	15.00 lb
69348	GS2L Garden Spade	Classic	14	7 1/2"x11 1/2"	Hollow Back	48"	Butt	6	33.00 lb
69327	GS2D Garden Spade	Classic	14	7 1/2"x11 1/2"	Hollow Back	27"	D	3	14.00 lb
69330	GS3D-30 Garden Spade	Classic	14	7 1/2"x11 1/2"	Hollow Back	30"	D	3	15.00 lb
69280	SSGSL Garden Spade	Classic	14	10 1/2"x12 1/2"	Solid Shank	48"	Butt	6	35.00 lb
69281	SSGSD Garden Spade	Classic	14	10 1/2"x12 1/2"	Solid Shank	27"	D	3	15.00 lb

# TRENCHING & CLEAN OUT SHOVELS




Ergo Power<sup>®</sup>  
Trenching  
Shovels

Classic<sup>®</sup>  
Trenching  
Shovels

**DIGGING TOOLS**

## NUPLA TRENCHING & CLEAN OUT SHOVELS

Part No.	Description	Handle Style	Gauge	Blade Dimension	Blade Style	Handle Lgth	Grip Style	Std. Pk.	Std. Pk Wt.
<b>TRENCHING SHOVELS</b>									
72210	TS-3-E 3" Trenching Shovel	Ergo	16	3"x12"	Curved	48"	Ergo	6	21.00 lb
72211	TS-4-E 4" Trenching Shovel	Ergo	16	4"x12"	Curved	48"	Ergo	6	23.00 lb
72212	TS-5-E 5" Trenching Shovel	Ergo	16	5"x12"	Curved	48"	Ergo	6	25.00 lb
72213	TS-6-E 6" Trenching Shovel	Ergo	16	6"x12"	Curved	48"	Ergo	6	27.00 lb
72310	TS-V3-E 3" Trenching Shovel	Ergo	14	3"x12"	V-Type	48"	Ergo	6	21.00 lb
72311	TS-V4-E 4" Trenching Shovel	Ergo	14	4"x12"	V-Type	48"	Ergo	6	23.00 lb
72312	TS-V5-E 5" Trenching Shovel	Ergo	14	5"x12"	V-Type	48"	Ergo	6	25.00 lb
72313	TS-V6-E 6" Trenching Shovel	Ergo	14	6"x12"	V-Type	48"	Ergo	6	27.00 lb
69303	TS-3 3" Trenching Shovel	Classic	16	3"x12"	Curved	48"	Butt	6	24.00 lb
69304	TS-4 4" Trenching Shovel	Classic	16	4"x12"	Curved	48"	Butt	6	24.00 lb
69302	TS-4-72 4" Trenching Shovel	Classic	16	4"x12"	Curved	72"	Butt	6	24.00 lb
69305	TS-5 5" Trenching Shovel	Classic	16	5"x12"	Curved	48"	Butt	6	27.00 lb
69306	TS-6 6" Trenching Shovel	Classic	16	6"x12"	Curved	48"	Butt	6	27.00 lb
69203	TS-V3 3" Trenching Shovel	Classic	14	3"x12"	V-Type	48"	Butt	6	24.00 lb
69204	TS-V4 4" Trenching Shovel	Classic	14	4"x12"	V-Type	48"	Butt	6	24.00 lb
69205	TS-V5 5" Trenching Shovel	Classic	14	5"x12"	V-Type	48"	Butt	6	27.00 lb
69206	TS-V6 6" Trenching Shovel	Classic	14	6"x12"	V-Type	48"	Butt	6	27.00 lb
<b>CLEAN OUT SHOVELS</b>									
72024	3" Clean Out Shovel	Ergo	HD	2 3/4" x 11 1/2"	Boxed Step	48"	Ergo	6	27.00 lb
72025	4" Clean Out Shovel	Ergo	HD	3 3/4" x 11 1/2"	Boxed Step	48"	Ergo	6	29.00 lb



3" & 4"  
Clean Out  
Shovels



# POWER PYLON® SHOVELS


**DIGGING TOOLS**

Power Pylon® blades outperform solid shank shovels and carry 17% more payload. Closed back design.

Available in Classic®, Ergo Power® & ProTec® Handles



Reinforced composite Power Pylon® connection bolts directly to the blade replacing the shovel socket, shank and rivet.



Power Pylon® Trenching Shovels

POWER PYLON® (PP) SHOVELS										
Part No.	Description	Handle Style	Gauge	Blade Dimension	Blade Style	Handle Lgth	Grip Style	Std. Pk	Std. Pk Wt.	
<b>POWER PYLON® (PP) ROUND POINT SHOVELS</b>										
72245	PP Round Point Shovel	Ergo	HD14	9"x11½"	Solid Back	48"	Ergo	3	14.00 lb	
72225	PP Round Point Shovel	Ergo	HD14	9"x11½"	Solid Back	27"	D	3	14.00 lb	
79245	PP Round Point Shovel	Pro-Tec	HD14	9"x11½"	Solid Back	48"	Ergo	3	14.00 lb	
79225	PP Round Point Shovel	Pro-Tec	HD14	9"x11½"	Solid Back	27"	D	3	14.00 lb	
69245	PP Round Point Shovel	Classic	HD14	9"x11½"	Solid Back	48"	Ergo	3	14.00 lb	
69225	PP Round Point Shovel	Classic	HD14	9"x11½"	Solid Back	27"	D	3	14.00 lb	
<b>POWER PYLON® (PP) SQUARE POINT SHOVELS</b>										
72145	PP Square Point Shovel	Ergo	HD14	9 7/8"x 11 1/2"	Solid Back	48"	Ergo	3	16.50 lb	
72142	PP Square Point Shovel	Ergo	HD14	9 7/8"x 11 1/2"	Solid Back	27"	D	3	16.50 lb	
79145	PP Square Point Shovel	Pro-Tec	HD14	9 7/8"x 11 1/2"	Solid Back	48"	Ergo	3	16.50 lb	
79142	PP Square Point Shovel	Pro-Tec	HD14	9 7/8"x 11 1/2"	Solid Back	27"	D	3	16.50 lb	
69145	PP Square Point Shovel	Classic	HD14	9 7/8"x 11 1/2"	Solid Back	48"	Ergo	3	16.50 lb	
69142	PP Square Point Shovel	Classic	HD14	9 7/8"x 11 1/2"	Solid Back	27"	D	3	16.50 lb	
<b>POWER PYLON® (PP) REPLACEMENT SHOVEL BLADES - ROUND AND SQUARE POINT</b>										
69001	PP Round Point	-	HD14	9"x11½"	Solid Back	-	-	6	13.20 lb	
69005	PP Square Point	-	HD14	9 7/8"x 11 1/2"	Solid Back	-	-	6	13.20 lb	
<b>POWER PYLON® (PP) DRAIN SPADES - "SHARP SHOOTERS"</b>										
72232	PP 14" Drain Spade	Ergo	HD14	4 3/4"x14"	Solid Back	48"	Ergo	3	17.00 lb	
72233	PP 14" Drain Spade	Ergo	HD14	4 3/4"x14"	Solid Back	27"	D	3	17.00 lb	
69232	PP 14" Drain Spade	Classic	HD14	4 3/4"x14"	Solid Back	48"	Ergo	3	17.00 lb	
69233	PP 14" Drain Spade	Classic	HD14	4 3/4"x14"	Solid Back	27"	D	3	17.00 lb	
79232	PP 14" Drain Spade	Pro-Tec	HD14	4 3/4"x14"	Solid Back	48"	Ergo	3	18.00 lb	
79233	PP 14" Drain Spade	Pro-Tec	HD14	4 3/4"x14"	Solid Back	27"	D	3	18.00 lb	
<b>POWER PYLON® (PP) - GARDEN SPADES</b>										
72331	PP Garden Spade	Ergo	HD14	7 1/2"x11 1/2"	Solid Back	48"	Ergo	3	17.00 lb	
72332	PP Garden Spade	Ergo	HD14	7 1/2"x11 1/2"	Solid Back	27"	D	3	17.00 lb	
69331	PP Garden Spade	Classic	HD14	7 1/2"x11 1/2"	Solid Back	48"	Ergo	3	17.00 lb	
69332	PP Garden Spade	Classic	HD14	7 1/2"x11 1/2"	Solid Back	27"	D	3	17.00 lb	
79331	PP Garden Spade	Pro-Tec	HD14	7 1/2"x11 1/2"	Solid Back	48"	Ergo	3	18.00 lb	
79332	PP Garden Spade	Pro-Tec	HD14	7 1/2"x11 1/2"	Solid Back	27"	D	3	18.00 lb	
<b>POWER PYLON® (PP) TRENCHING SHOVELS</b>										
72223	PP 4" Trenching Shovel	Ergo	HD14	4 1/2"x12"	Solid Back	48"	Ergo	3	15.00 lb	
72222	PP 5" Trenching Shovel	Ergo	HD14	5 1/2"x12"	Solid Back	48"	Ergo	3	16.00 lb	
69223	PP 4" Trenching Shovel	Classic	HD14	4 1/2"x12"	Solid Back	48"	Ergo	3	15.00 lb	
69222	PP 5" Trenching Shovel	Classic	HD14	5 1/2"x12"	Solid Back	48"	Ergo	3	16.00 lb	
79223	PP 4" Trenching Shovel	Pro-Tec	HD14	4 1/2"x12"	Solid Back	48"	Ergo	3	16.00 lb	
79222	PP 5" Trenching Shovel	Pro-Tec	HD14	5 1/2"x12"	Solid Back	48"	Ergo	3	17.00 lb	

# IRRIGATION & SPECIALTY SHOVELS



Floral Shovels



Caprock Shovels



Mud Shovels



Rice Shovels

**DIGGING TOOLS**



Serrated Roofing Spade

IRRIGATION & SPECIALTY SHOVELS										
Part No.	Description	Handle Style	Gauge	Blade Dimension	Blade Style	Handle Lgth	Grip Style	Std. Pk	Std. Pk Wt.	
<b>"CAPROCK" SHOVEL</b>										
72135	SSC12L-E #2 Irrigating Shovel	Ergo	12	8 7/8"x10"	Solid Shank	48"	Ergo	6	30.50 lb	
72136	SSC12D-E #2 Irrigating Shovel	Ergo	12	8 7/8"x10"	Solid Shank	27"	D	3	12.75 lb	
69811	SSC12L #2 Irrigation Shovel	Classic	12	8 7/8"x10"	Solid Shank	48"	Butt	6	30.50 lb	
69812	SSC12D #2 Irrigation Shovel	Classic	12	8 7/8"x10"	Solid Shank	27"	D	3	12.75 lb	
<b>MUD SHOVEL</b>										
72020	Mud Shovel, 48" Round Point	Ergo	HD	8 1/4" x 11 1/2"	Hollow Back	48"	Ergo	6	31.00 lb	
72021	Mud shovel, 27" D Round Point	Ergo	HD	8 1/4" x 11 1/2"	Hollow Back	27"	D	3	15.00 lb	
72022	Mud Shovel, 48" Square Point	Ergo	HD	8 1/4" x 11 1/2"	Hollow Back	48"	Ergo	6	31.00 lb	
72023	Mud shovel, 27" D Square Point	Ergo	HD	8 1/4" x 11 1/2"	Hollow Back	27"	D	3	15.00 lb	
<b>IRRIGATION/FLORAL - SMALL HEAD SHOVEL</b>										
69032	Irrigation / Floral Shovel - 48"	Classic	16	6" x 8 1/2"	Hollow Back	48"	Butt	6	17.00 lb	
69033	Irrigation / Floral Shovel - 27"	Classic	16	6" x 8 1/2"	Hollow Back	27"	D	3	8.00 lb	
69034	Irrigation / Floral Shovel - 18"	Classic	16	6" x 8 1/2"	Hollow Back	18"	D	3	7.00 lb	
<b>RICE SHOVELS</b>										
72138	RICE2LE #2 Rice Shovel	Ergo	16	8 1/2"x10 3/4"	Hollow Back	48"	Ergo	6	29.00 lb	
72141	RICE2DE #2 Rice Shovel	Ergo	16	8 1/2"x10 3/4"	Hollow Back	27"	Ergo	3	12.00 lb	
69809	RICE2L #2 Rice Shovel	Classic	16	16	Hollow back	48"	Butt	6	29.00 lb	
69810	RICE2D #2 Rice Shovel	Classic	16	8 1/2"x10 3/4"	Hollow back	27"	D	3	12.00 lb	
<b>ROOFERS RIPPING SPADES</b>										
72127	RSL-E Roofers Ripping Spade	Ergo	14	6 7/8"x11 1/2"	Hollow Back	48"	Ergo	6	36.50 lb	
72128	RSD-E Roofers Ripping Spade	Ergo	14	6 7/8"x11 1/2"	Hollow Back	27"	D	3	15.75 lb	
72227	SER2L-E Roofers Ripping Spade	Ergo	14	6 7/8"x11 1/2"	Serrated	48"	Ergo	6	36.50 lb	
72228	SER2D-E Roofers Ripping Spade	Ergo	14	6 7/8"x11 1/2"	Serrated	27"	D	3	15.75 lb	
69803	R2SL Roofers Ripping Spade	Classic	14	6 7/8"x11 1/2"	Hollow Back	48"	Butt	6	36.50 lb	
69804	R2SD Roofers Ripping Spade	Classic	14	6 7/8"x11 1/2"	Hollow Back	27"	D	3	15.75 lb	
69799	SER2L Roofers Ripping Spade	Classic	14	6 7/8"x11 1/2"	Hollow Back	48"	Butt	6	36.50 lb	
69800	SER2D Roofers Ripping Spade	Classic	14	6 7/8"x11 1/2"	Hollow Back	27"	D	3	15.75 lb	



GET THE STRIPE

# SCOOPS

DIGGING TOOLS



**Aluminum Blades in 3 sizes  
Long & D-Handles  
Ergo Power® & Classic® Design**

**General Scoops  
Long & D-Handles  
Ergo Power® & Classic® Design**



**Non-Sparking  
Polymer Blade**

SCOOPS									
Part No.	Description	Handle Style	Gauge	Blade Dimension	Blade Style	Handle Lgth	Grip Style	Std. Pk	Std. Pk Wt.
<b>NON - SPARKING SCOOPS</b>									
72030	#12 Scoop - Non-sparking	Ergo	--	14½"x17¾"	#12 Plastic	48"	Ergo	6	30.00 lb
72031	#12 Scoop - Non-sparking D	Ergo	--	14½"x17¾"	#12 Plastic	27"	D	3	13.50 lb
<b>ALUMINUM SCOOPS</b>									
72154	AGS10L-E #10 Aluminum Scoop	Ergo	--	14½"x17¾"	#10 Alum.	48"	Ergo	6	25.00 lb
72155	AGS10D-E #10 Aluminum Scoop	Ergo	--	14½"x17¾"	#10 Alum.	27"	D	3	9.50 lb
72156	AGS12L-E #12 Aluminum Scoop	Ergo	--	14¾"x18¾"	#12 Alum.	48"	Ergo	6	26.00 lb
72157	AGS12D-E #12 Aluminum Scoop	Ergo	--	14¾"x18¾"	#12 Alum.	27"	D	3	10.00 lb
72158	AGS14L-E #14 Aluminum Scoop	Ergo	--	15½"x19¾"	#14 Alum.	48"	Ergo	6	27.00 lb
72159	AGS14D-E #14 Aluminum Scoop	Ergo	--	15½"x19¾"	#14 Alum.	27"	D	3	10.50 lb
72259	AGS14D-30E #14 Aluminum Scoop	Ergo	--	15½"x19¾"	#14 Alum.	30"	D	3	13.00 lb
69011	AGS10L #10 Aluminum Scoop	Classic	--	14½"x17¾"	#10 Alum.	48"	Butt	6	24.00 lb
69010	AGS10 #10 Aluminum Scoop	Classic	--	14½"x17¾"	#10 Alum.	27"	D	3	9.50 lb
69013	AGS12L #12 Aluminum Scoop	Classic	--	14¾"x18¾"	#12 Alum.	48"	Butt	6	25.00 lb
69012	AGS12 #12 Aluminum Scoop	Classic	--	14¾"x18¾"	#12 Alum.	27"	D	3	10.00 lb
69018	AGS12-37 #12 Aluminum Scoop	Classic	--	15½"x19¾"	#12 Alum.	37"	D	3	11.00 lb
69015	AGS14L #14 Aluminum Scoop	Classic	--	15½"x19¾"	#14 Alum.	48"	Butt	6	26.00 lb
69014	AGS14 #14 Aluminum Scoop	Classic	--	15½"x19¾"	#14 Alum.	27"	D	3	10.50 lb
69019	AGS14-36 #14 Aluminum Scoop	Classic	--	14½"x17¾"	#14 Alum.	36"	D	3	11.50 lb
<b>GENERAL SCOOPS</b>									
69106	SGE2L #2 General Scoop	Classic	16	11½"x14½"	Hollow Back	48"	Butt	6	38.00 lb
69107	SGE2D #2 General Scoop	Classic	16	11½"x14½"	Hollow Back	27"	D	3	16.50 lb
72174	SGE2L-E #2 General Scoop	Ergo	16	11½"x14½"	Hollow Back	48"	Ergo	6	38.00 lb
72175	SGE2D-E #2 General Scoop	Ergo	16	11½"x14½"	Hollow Back	27"	D	3	14.90 lb
72775	SGE2D-E #2 General Scoop	Ergo	16	11½"x14½"	Hollow Back	30"	D	3	15.50 lb



**Steel Western Scoops**  
Long & D-Handles  
Ergo Power® & Classic® Design

**Coal Scoops**  
Long & D-Handles  
Ergo Power® & Classic® Design

**Eastern Style Scoop**  
D-Handles

**DIGGING TOOLS**

SCOOPS									
Part No.	Description	Handle Style	Gauge	Blade Dimension	Blade Style	Handle Lgth	Grip Style	Std. Pk	Std. Pk Wt.
<b>WESTERN SCOOPS</b>									
69108	WS8L #8 Western Scoop	Classic	16	14"x17"	Hollow Back	48"	Butt	6	49.00 lb
69109	WS8D #8 Western Scoop	Classic	16	14"x17"	Hollow Back	27"	D	3	22.00 lb
69110	WS10L #10 Western Scoop	Classic	16	14½"x18"	Hollow Back	48"	Butt	6	53.00 lb
69111	WS10D #10 Western Scoop	Classic	16	14½"x18"	Hollow Back	27"	D	3	24.00 lb
69112	WS12L #12 Western Scoop	Classic	16	15"x19"	Hollow Back	48"	Butt	6	58.00 lb
69113	WS12D #12 Western Scoop	Classic	16	15"x19"	Hollow Back	27"	D	3	26.50 lb
72178	WS8L-E #8 Western Scoop	Ergo	16	14"x17"	Hollow Back	48"	Ergo	6	49.00 lb
72179	WS8D-E #8 Western Scoop	Ergo	16	14"x17"	Hollow Back	27"	D	3	22.00 lb
72180	WS10L-E #10 Western Scoop	Ergo	16	14½"x18"	Hollow Back	48"	Ergo	6	53.00 lb
72181	WS10D-E #10 Western Scoop	Ergo	16	14½"x18"	Hollow Back	27"	D	3	24.00 lb
72182	WS12L-E #12 Western Scoop	Ergo	16	15"x19"	Hollow Back	48"	Ergo	6	58.00 lb
72183	WS12D-E #12 Western Scoop	Ergo	16	15"x19"	Hollow Back	27"	D	3	26.50 lb
<b>EASTERN SCOOPS</b>									
69114	ES2L #2 Eastern Scoop	Classic	16	11"x15"	Hollow Back	48"	Butt	6	53.00 lb
69115	ES2D #2 Eastern Scoop	Classic	16	11"x15"	Hollow Back	27"	D	3	24.00 lb
69116	ES6L #6 Eastern Scoop	Classic	16	12"x17"	Hollow Back	48"	Butt	6	55.00 lb
69117	ES6D #6 Eastern Scoop	Classic	16	12"x17"	Hollow Back	27"	D	3	25.00 lb
72190	ES2L-E #2 Eastern Scoop	Ergo	16	11"x15"	Hollow Back	48"	Ergo	6	53.00 lb
72191	ES2D-E #2 Eastern Scoop	Ergo	16	11"x15"	Hollow Back	27"	D	3	24.00 lb
72192	ES6L-E #6 Eastern Scoop	Ergo	16	12"x17"	Hollow Back	48"	Ergo	6	55.00 lb
72193	ES6D-E #6 Eastern Scoop	Ergo	16	12"x17"	Hollow Back	27"	D	3	25.00 lb
<b>COAL SCOOPS</b>									
69100	CS2L #2 Coal Scoop	Classic	16	14 ¼" x 16"	Hollow Back	48"	Butt	6	39.00 lb
69101	CS2D #2 Coal Scoop	Classic	16	14 ¼" x 16"	Hollow Back	27"	D	3	19.00 lb
69099	CS2D-48 #2 Coal Scoop	Classic	16	14 ¼" x 16"	Hollow Back	48"	D	3	22.00 lb
72198	CS2L-E #2 Coal Scoop	Ergo	16	14 ¼" x 16"	Hollow Back	48"	Ergo	6	39.00 lb
72199	CS2D-E #2 Coal Scoop	Ergo	16	14 ¼" x 16"	Hollow Back	27"	D	3	19.00 lb



**Eastern Style Scoops**



# CERTIFIED NON - CONDUCTIVE DIGGING AND CUTTING TOOLS

**CERTIFIED NON-CONDUCTIVE DIGGING TOOLS**

- Nupla Certified Non-Conductive tools undergo 100% testing at 10,000 volts to meet or exceed IEC 60900 and ASTM F1505 standards.
- For traceability, each tool carries a unique serial number permanently registered at Nupla Corporation.



- Certified non-conductive solid Nuplaglas® handles are manufactured in Safety Orange for easy identification and provide electrical insulation on the job. Handles marked 1000V with high voltage double diamond.
- Used by utilities, railroads, highway departments and electrical contractors.
- Certified shovels are manufactured with Nupla's patented Power Pylon® blades. No shank means less breakage in the severest of conditions. These closed back blades out perform solid shank blades of similar gage and carry 17% more payload.



- Digging Bars, Post Hole Diggers and Picks are all produced to the same electrical standards with handles and high grade, heavy duty steel.
- Certified Non-Conductive, Nuplaglas®, Power Pylon® and Nupla technology combine to give you the safest and strongest digging tools available.

**Power Pylon®  
Round Point Shovels**



**Power Pylon®  
Square Point Shovels**



## CERTIFIED NON-CONDUCTIVE SHOVELS

Part No.	Description	Handle Style	Gauge	Blade Dimension	Blade Style	Handle Lgth	Grip Style	Std. Pk	Std. Pk Wt.
76245	NC-RP14LPY Round Point Shovel, Long	Classic Solid	HD14	9"x11½"	Solid Back	48"	Butt	3	14.00 lb
76225	NC-RP14DPY Round Point Shovel, D-Grip	Classic Solid	HD14	9"x11½"	Solid Back	27"	D	3	14.00 lb
76145	NC-SP14LPY Square Point Shovel, Long	Classic Solid	HD14	9½"x 11½"	Solid Back	48"	Butt	3	16.50 lb
76142	NC-SP14DPY Square Point Shovel, D-Grip	Classic Solid	HD14	9½"x 11½"	Solid Back	27"	D	3	16.50 lb

# CERTIFIED NON - CONDUCTIVE DIGGING AND CUTTING TOOLS



Post Hole Diggers




Bolt Cutters

Soil Probes



CERTIFIED NON-CONDUCTIVE DIGGING TOOLS

CERTIFIED NON-CONDUCTIVE DIGGING AND CUTTING TOOLS										
DRAIN SPADES										
Part No.	Description	Handle Style	Gauge	Blade Dimension	Blade Style	Handle Lgth	Grip Style	Std. Pk	Std. Pk Wt.	
76232	NC-SS14LPY 14' Drain Spade, Long	Classic Solid	HD14	4 3/4" x 14"	Solid Back	48"	Butt	3	17.00 lb	
76233	NC-SS14DPY 14' Drain Spade, D-Handle	Classic Solid	HD14	4 3/4" x 14"	Solid Back	27"	D	3	17.00 lb	
POST HOLE DIGGERS										
Part No.	Description	Handle Style	Gauge	Blade Dimension	Blade Style	Handle Lgth	Grip Style	Std. Pk	Std. Pk Wt.	
76548	NC-PHD-4 Post Hole Digger, 4 Ft.	Classic Solid	HD14	6 1/2" Dia.	Solid Back	48"	Butt	1	11.50 lb	
76562	NC-PHD-6 Post Hole Digger, 6 Ft.	Classic Solid	HD14	6 1/2" Dia.	Solid Back	72"	Butt	1	12.50 lb	
BOLT CUTTERS										
Part No.	Description	Handle Style	Gauge	Blade Dimension	Blade Style	Handle Lgth	Grip Style	Std. Pk	Std. Pk Wt.	
76701	NC-UCC18: Heavy Duty Bolt Cutter 18"	Classic Solid	HD	3" x 7"	Center-Cut	18"	BC	1	4.50 lb	
76702	NC-UCC24: Heavy Duty Bolt Cutter 24"	Classic Solid	HD	3" x 7"	Center-Cut	24"	BC	1	7.25 lb	
76703	NC-UCC30: Heavy Duty Bolt Cutter 30"	Classic Solid	HD	3" x 7"	Center-Cut	30"	BC	1	12.0 lb	
WIRE ROPE & CABLE CUTTERS										
Part No.	Description	Handle Style	Cut Capacity		Cutting Blade	Overall Length	Grip Style	Std. Pk	Std. Pk Wt.	
			Wire Rope	Stranded Cable						
76450	NC-WRC24 Wire Rope & Cable Cutter 24"	Classic Solid	3/8	1/4	Adjustable Hold & Lock Sheer Cut	24"	BC	1	6.50 lb	
76451	NC-WRC30 Wire Rope & Cable Cutter 30"	Classic Solid	1/2	3/8		30"	BC	1	9.5 lb	
76452	NC-WRC36 Wire Rope & Cable Cutter 36"	Classic Solid	9/16	7/16		36"	BC	1	13.10 lb	
PICKS & MATTOCKS										
Part No.	Description	Head Wt.	Handle Length	Grip Style	Handle Style	Std. Pk	Std. Pk Wt.			
76151	NC-PM-5H Pick Mattock, 5 lb.	5 lb	36"	DB	Classic Solid	1	9.00 lb			
76251	NC-RP-5H Railroad Pick, 5 lb.	5 lb	36"	DB	Classic Solid	1	9.00 lb			
SOIL PROBES										
Part No.	Description	Handle Style	Handle Length	Weight	Grip Style	Std. Pk	Std. Pk Wt.			
76401	NC-PBR4T Soil Probe 4' w/ Metal Tip	Classic Solid	48"	2.0 lb	Cap	6	12.00 lb			
76403	NC-PBR5T Soil Probe 5' w/ Metal Tip	Classic Solid	60"	2.05 lb	Cap	6	12.50 lb			



Wire Cutters



# CERTIFIED NON - CONDUCTIVE DIGGING AND CUTTING TOOLS

Certified Non-Conductive  
Single End Pry Bars



Drop forged & hardened steel ends.  
Curved & Point available in 4 lengths.  
Nuplaglas® composite handle resists heat & cold  
& provides insulation from electrical shock\*.

**CERTIFIED NON-CONDUCTIVE DIGGING TOOLS**

## PRY BARS

\*Patent Pending

Part No.	Description	Handle Style	Overall Length	Weight	Grip Style	Std. Pk	Std. Pk Wt.
76600	NC-PBC30 Pry Bar, Single End, Curved	Solid Nuplaglas® Composite Handles	30.5"	4.0 lb	NS	1	4.5 lb
76601	NC-PBC35 Pry Bar, Single End, Curved		35.5"	4.5 lb	NS	1	5.0 lb
76602	NC-PBC41 Pry Bar, Single End, Curved		41.5"	5.1 lb	NS	1	5.6 lb
76603	NC-PBC46 Pry Bar, Single End, Curved		46.75"	5.7 lb	NS	1	6.2 lb
76605	NC-PBP33 Pry Bar, Single End, Pointed		33"	4.0 lb	NS	1	4.5 lb
76606	NC-PBP38 Pry Bar, Single End, Pointed		38"	4.5 lb	NS	1	5.0 lb
76607	NC-PBP44 Pry Bar, Single End, Pointed		44"	5.1 lb	NS	1	5.6 lb
76608	NC-PBP49 Pry Bar, Single End, Pointed		49.25"	5.7 lb	NS	1	6.2 lb

Certified Non-Conductive  
Digging Bars



## DIGGING BARS

Part No.	Description	Handle Style	Handle Length	Weight	Grip Style	Std. Pk	Std. Pk Wt.
76290	NC-DBP4 Digging Bar w/ Point, 4 Ft.	Classic Solid	48"	4.25 lb	EC	1	4.55 lb
76292	NC-DBP6 Digging Bar w/ Point, 6 Ft.	Classic Solid	72"	6.0 lb	EC	1	6.25 lb
76300	NC-DBW4 Digging Bar w/ Wedge, 4 Ft.	Classic Solid	48"	5.5 lb	EC	1	5.75 lb
76301	NC-DBW6 Digging Bar w/ Wedge 6, Ft.	Classic Solid	72"	7.5 lb	EC	1	7.75 lb

# NUPOLE® & TELEGRAPH SHOVELS



## NUPOLE® DIGGING SYSTEM

NuPole® digging tools.  
Pick the blade and handle  
length from 36" to 108".  
Telegraph blades and  
extensions available.




**SPECIALTY TOOLS**

### TELEGRAPH SHOVELS

Telegraph Shovel, heavy duty 14 gauge blade  
and Classic® fiberglass handle with protective PVC  
sleeve for abrasion protection in deep holes.

\*NuPole® Digging System -  
Interchangeable with NuPole® Fire System on page 53



NUPOLE® DIGGING SYSTEM - TELEGRAPH SHOVELS										
Part No.	Description	Handle Style	Gauge	Blade Dimension	Blade Style	Overall Lgth	Grip Style	Std. Pk	Std. Pk Wt.	
<b>NUPOLE® SYSTEM - DETACHABLE SHOVELS</b>										
69255	E-RP2 NuPole #2 Round Point	Classic	16	9½"X11½"	Hollow Back	24"	na	2	8.25 lb	
69256	E-SP2 NuPole #2 Square Point	Classic	16	97/8"X11½"	Hollow Back	24"	na	2	8.25 lb	
69257	E-RP14 NuPole #2 Round Point	Classic	14	9½"X11½"	Hollow Back	24"	na	2	9.00 lb	
69258	E-SP14 NuPole #2 Square Point	Classic	14	97/8"X11½"	Hollow Back	24"	na	2	9.00 lb	
69259	E-CBR2 NuPole #2 Round Point	Classic	16	9½"X11½"	Closed Back	24"	na	2	9.00 lb	
69260	E-CBS2 NuPole #2 Square Point	Classic	16	9½"X11½"	Closed Back	24"	na	2	9.00 lb	
69261	E-CBR14 NuPole #2 Round Point	Classic	14	9½"X11½"	Closed Back	24"	na	2	9.50 lb	
69262	E-CBS14 NuPole #2 Square Point	Classic	14	9½"X11½"	Closed Back	24"	na	2	9.50 lb	
69263	E-SSR2 NuPole #2 Round Point	Classic	16	9½"X11¼"	Solid Shank	24"	na	2	9.00 lb	
69264	E-SSS2 NuPole #2 Square Point	Classic	16	10½"X11½"	Solid Shank	24"	na	2	9.00 lb	
69265	E-GS2 NuPole Garden Spade	Classic	16	7½"X11½"	Hollow Back	24"	na	2	9.00 lb	
69266	E-SS14 NuPole Sharp Shooter	Classic	16	4¾" x14"	Hollow Back	26½"	na	2	8.50 lb	
69267	E-SS16 NuPole Sharp Shooter	Classic	16	4¾" x16"	Hollow Back	28½"	na	2	8.75 lb	
69268	E-PHD NuPole Post Hole Digger	Classic	na	-	-	21"	na	1	10.50 lb	
69269	ES-BG-36 NuPole Handle	Classic	na	-	-	36"	Butt	2	2.00 lb	
69270	ES-PDG-36 NuPole Handle	Classic	na	-	-	36"	D	2	2.00 lb	
69271	ES-3 NuPole Extension	Classic	na	-	-	36"	na	2	2.00 lb	
<b>NUPOLE® SYSTEM - TELEGRAPH - DETACHABLE SHOVEL &amp; HANDLES</b>										
69386	E-TS Telegraph Shovel	Classic	16	9¼"x12"	Telegraph	18"	na	1	13.00 lb	
69389	E-TBG5.25 Telegraph Handle	Classic	-	-	-	63"	Butt	1	5.50 lb	
69390	E-TCS5.25 Telegraph Extension	Classic	-	-	-	63"	na	1	5.50 lb	

TELEGRAPH SHOVELS WITH HD ABRASSION BARRIOR HANDLE										
69377	TS8 Telegraph Shovel	Classic	16	9¼"x12"	Telegraph	96"	D	1	29.00 lb	
69380	TS10 Telegraph Shovel	Classic	16	9¼"x12"	Telegraph	120"	D	1	31.00 lb	
69383	TS12 Telegraph Shovel	Classic	16	9¼"x12"	Telegraph	144"	D	1	33.00 lb	



GET THE STRIPE

# LANDSCAPE - JANITORIAL MAINTAINANCE TOOLS

LANDSCAPE TOOLS



Soil Probe

Cable Placer

Cable Drop

Cable Trencher

## SOIL PROBES & CABLE TOOLS

Part No.	Description	Blade Material	Blade Dimension	Blade Style	Handle Style	Hndl Lgth	Grip Style	Std. Pk	Std. Pk Wt.
<b>SOIL PROBES - CABLE PLACERS - CABLE DROPS - TRENCHERS</b>									
69400	PRB4 4' Soil Probe	-	-	No Tip	Classic-T	48"	EC	6	12.00 lb
69401	PRB4T 4' Soil Probe w/metal tip	-	-	Metal Tip	Classic-T	48"	EC	6	12.00 lb
69403	PRB5T 5' Soil Probe w/metal tip	-	-	Metal Tip	Classic-T	60"	EC	6	12.00 lb
69405	PRB4TH 4' Soil Probe w/metal tip, HD	-	-	Metal Tip	Classic-T	48"	EC	6	13.50 lb
69407	PRB5TH 5' Soil Probe w/metal tip, HD	-	-	Metal Tip	Classic-T	60"	EC	6	14.00 lb
69971	Sod Cutter - Cable Drop Tool	Steel	8" x 8"	Cutting	Classic-T	44"	Butt	1	10.30 lb
69972	Sod Cutter - Cable Drop Tool	Steel	8" x 8"	Cutting	Classic-T	54"	Butt	1	10.60 lb
79973	Sod Cutter - Cable Drop Tool	Steel	8" x 8"	Cutting	Pro-Tec-T	44"	Butt	1	10.60 lb
69031	T-Handle Cable Trencher - 44"	Steel	9" x 12"	Cutting	Classic-T	31"	EC	1	16.45 lb
69030	T-Handle Cable Trencher - 48"	Steel	9" x 12"	Cutting	Classic-T	35"	EC	1	17.00 lb
69035	48" Cable Placer w/ 1/2" Guide	Nylon	1/2"	Guide	Classic-T	48"	EC	3	1.00 lb
69036	48" Cable Placer w/ 3/4" Guide	Nylon	3/4"	Guide	Classic-T	48"	EC	3	1.20 lb

# LANDSCAPE - JANITORIAL MAINTAINANCE TOOLS



LANDSCAPE & MAINTAINANCE TOOLS										
Part No.	Description	Blade Material	Blade Dimension	Blade Style	Handle Style	Hndl Lgth	Grip Style	Std. Pk	Std. Pk Wt.	
<b>RAKES</b>										
69616	BR16T Classic Bow Rake	Steel	16½" Wide	16-Tine	Classic	60"	EC	6	21.00 lb	
79616	BR16T-P Classic Bow Rake	Steel	16½" Wide	16-Tine	Pro-Tec	60"	EC	6	21.00 lb	
69240	GRK36 HD Landscape Rake	Alum.	36" Wide	-	Classic	60"	Butt	1	6.00 lb	
69610	SBR24 Classic Leaf Rake	Steel	23" Wide	24-Tine	Classic	54"	EC	3	9.00 lb	
<b>FARMING FORKS</b>										
72638	SF4D30E Ergo Spading/Hay Fork	Steel	6¼"x10½"	4-Tine	Ergo	30"	D	3	13.00 lb	
72425	SF4L-E Ergo Spading/Hay Fork	Steel	6¼"x10½"	4-Tine	Ergo	48"	Ergo	6	13.50 lb	
69431	SF4D-48 Classic Spading/Hay Fork	Steel	6¼"x10½"	4-Tine	Classic	48"	D	3	13.00 lb	
69430	SF4D-30 Classic Spading/Hay Fork	Steel	6¼"x10½"	4-Tine	Classic	30"	D	3	13.00 lb	
<b>HOES</b>										
69675	CH75 Classic Hoe	Steel	7"x 5"	Std. Hoe	Classic	60"	EC	6	18.50 lb	
79675	CH75-P Classic Hoe	Steel	7"x 5"	Std. Hoe	Pro-Tec	60"	EC	6	18.50 lb	
69969	CH75-FL Classic Garden Hoe	Steel	7"x 5"	Std. Hoe	Classic	60"	EC	6	18.00 lb	
<b>SCRAPERS</b>										
69311	IS85 Classic Ice Scraper	Steel	8½" Wide	Scraper	Classic	54"	Butt	2	6.60 lb	
69326	IS85S Heavy Duty Scraper	Steel	8½" Wide	Scraper	Classic	54"	Butt	2	8.60 lb	
<b>SQUEEGEES</b>										
69236	EZS536 Classic Rubber Squeegee	-	36" Wide	Rubber	Classic	68"	Butt	1	6.50 lb	
69237	EZS-RE Replacement Blade	-	36" Wide	Rubber	-	-	-	1	0.50 lb	



LANDSCAPE TOOLS



GET THE STRIKE

# PRY BARS

## DOUBLE END PRY BARS

Curved & Point ends

33"- 38"- 44"- 50" Lengths

Drop forged & hardened steel ends

Up to 35% lighter than steel pry bars

Molded weather resistant polypropylene jacket.

SPECIALTY TOOLS



Nuplaglas® Composite\* has the strength of steel.

Curved & Point Ends  
Drop Forged & Hardened Steel.



### SOLID NUPLAGLAS® COMPOSITE HANDLES

\*Patent Pending

#### DOUBLE END PRY BARS

Part No. Black Handle	Part No. Yellow Handle	Description	Handle Style	Overall Length	Wt	Grip Style	Std. Pk	Std. Pk Wt.
34012	34050	Pry Bar - 33" Double Steel Ends, Curved & Point	Solid Nuplaglas® Composite Handles	33"	5.1 lbs	Non-Slip Ergo	1	6.6 lbs
34010	34051	Pry Bar - 38" Double Steel Ends, Curved & Point		38"	5.6 lbs	Non-Slip Ergo	1	7.1 lbs
34011	34052	Pry Bar - 44" Double Steel Ends, Curved & Point		44"	6.1 lbs	Non-Slip Ergo	1	7.6 lbs
34013	34053	Pry Bar - 50 1/2" Double Steel Ends, Curved & Point		50 1/2"	6.7 lbs	Non-Slip Ergo	1	8.2 lbs

# PRY BARS



## SINGLE END PRY BARS

Available in 4 lengths

Drop forged & hardened steel ends - Curved & Point  
Nuplaglas® composite handle resists heat & cold  
and provides insulation from electrical shock\*.



## SINGLE END PRY BARS W/ STRIKING FACE

Curved & Point ends

Available in 4 lengths

Striking faces are hardened steel

Lighter than steel striking bars

Steel ends secured with NuplaBond® System

Hardened Steel Striking Face

**SPECIALTY TOOLS**

SOLID NUPLAGLAS® COMPOSITE HANDLES <span style="float: right;">*Patent Pending</span>								
SINGLE END PRY BARS								
Part No. Black Handle	Part No. Yellow Handle	Description	Handle Style	Overall Length	Wt	Grip Style	Std. Pk	Std. Pk Wt.
34030	34040	Pry Bar - 30 1/2" Single Steel End, Curved	Solid Nuplaglas® Composite Handles	30 1/2"	4 lbs	Non-Slip Ergo	1	4.5 lbs
34031	34041	Pry Bar - 35 1/2" Single Steel End, Curved		35 1/2"	4.5 lbs	Non-Slip Ergo	1	5 lbs
34032	34042	Pry Bar - 41 1/2" Single Steel End, Curved		41 1/2"	5.1 lbs	Non-Slip Ergo	1	5.6 lbs
34033	34043	Pry Bar - 46 1/2" Single Steel End, Curved		46 1/2"	5.7 lbs	Non-Slip Ergo	1	6.2 lbs
34035	34045	Pry Bar - 33" Single Steel End, Point		33"	4 lbs	Non-Slip Ergo	1	4.5 lbs
34036	34046	Pry Bar - 38" Single Steel End, Point		38"	4.5 lbs	Non-Slip Ergo	1	5 lbs
34037	34047	Pry Bar - 44" Single Steel End, Point		44"	5.1 lbs	Non-Slip Ergo	1	5.6 lbs
34038	34048	Pry Bar - 49" Single Steel End, Point		49"	5.7 lbs	Non-Slip Ergo	1	6.2 lbs

SINGLE END PRY BARS w/ STRIKING FACE								
Part No. Black Handle	Description		Handle Style	Overall Length	Wt	Grip Style	Std. Pk	Std. Pk Wt.
34015	Pry Bar - 30 1/2" Curved End with Striking Face.		Solid Nuplaglas® Composite Handles	30 1/2"	4.6 lbs	Non-Slip Ergo	1	5.1 lbs
34016	Pry Bar - 35 1/2" Curved End with Striking Face.			35 1/2"	5 lbs	Non-Slip Ergo	1	5.5 lbs
34017	Pry Bar - 41 1/2" Curved End with Striking Face.			41 1/2"	5.6 lbs	Non-Slip Ergo	1	6.1 lbs
34018	Pry Bar - 47" Curved End with Striking Face.			47"	6.2 lbs	Non-Slip Ergo	1	6.7 lbs
34020	Pry Bar - 32" Point End with Striking Face			32"	4.6 lbs	Non-Slip Ergo	1	5.1 lbs
34021	Pry Bar - 37" Point End with Striking Face			37"	5 lbs	Non-Slip Ergo	1	5.5 lbs
34022	Pry Bar - 43" Point End with Striking Face			43"	5.6 lbs	Non-Slip Ergo	1	6.1 lbs
34023	Pry Bar - 48 1/2" Point End with Striking Face			48 1/2"	6.2 lbs	Non-Slip Ergo	1	6.7 lbs



# BOLT CUTTERS & DIGGING BARS

## BOLT CUTTERS

4 sizes with hardened alloy, compound action steel jaws to assure the longest possible blade life.

Heat-treated cutting edges.

Heavy-duty side plates keep jaws aligned for clean, quick cuts of steel rod, wire mesh, guy strand and many other materials.



SIZE	CUTTING CAPACITY	
	UP TO 31 ROCKWELL C	UP TO 42 ROCKWELL C
18"	0.375" (10mm)	0.250" (6mm)
24"	0.375" (10mm)	0.250" (6mm)
30"	0.500" (12mm)	0.375" (10mm)
36"	0.563" (14mm)	0.437" (11mm)

SPECIALTY TOOLS

### NUPLA SPECIALTY TOOLS

#### CLASSIC - SWAT- MILITARY - EMERGENCY - BOLT CUTTERS

Part No.	Description	Gage	Blade Dimension	Blade Style	Handle Style	Handle Lgth	Grip Style	Std. Pk	Std. Pk Wt.
69701	UCC18 Super Heavy-Duty Bolt Cutter	HD	3" x 7"	Center-Cut	Classic	18"	BC *	1	3.75 lb
69702	UCC24 Super Heavy-Duty Bolt Cutter	HD	3" x 7"	Center-Cut	Classic	24"	BC *	1	6.00 lb
69703	UCC30 Super Heavy-Duty Bolt Cutter	HD	3" x 7"	Center-Cut	Classic	30"	BC *	1	8.05 lb
69704	UCC36 Super Heavy-Duty Bolt Cutter	HD	3" x 7"	Center-Cut	Classic	36"	BC *	1	12.30 lb

Hardened steel ends and solid Nuplaglas® handle. Delivers the force of a steel bar with less weight.



#### DIGGING BARS - FORCEABLE ENTRY - RAMMING BARS


Part No.	Description	Gage	Blade Dimension	Blade Style	Handle Style	Handle Lgth	Grip Style	Std. Pk	Std. Pk Wt.
69290	DBP4 4' Bar with Point	HD	na	na	Classic	48"	EC	1	4.55 lb
69291	DBP5 5' Bar with Point	HD	na	na	Classic	60"	EC	1	5.25 lb
69292	DBP6 6' Bar with Point	HD	na	na	Classic	72"	EC	1	6.25 lb
69358	DBP7 7' Bar with Point	HD	na	na	Classic	84"	EC	1	7.25 lb
69293	DBP8 8' Bar with Point	HD	na	na	Classic	96"	EC	1	8.25 lb
69350	DBPB4 4' Bar with Point & Ball	HD	na	na	Classic	48"	na	1	6.45 lb
69357	DBPB5 5' Bar with Point & Ball	HD	na	na	Classic	60"	na	1	9.00 lb
69351	DBPB6 6' Bar with Point & Ball	HD	na	na	Classic	72"	na	1	7.45 lb
69352	DBPB8 8' Bar with Point & Ball	HD	na	na	Classic	96"	na	1	9.45 lb
69300	DBW4 4' Bar with Wedge	HD	na	na	Classic	48"	EC	1	5.75 lb
69299	DBW5 5' Bar with Wedge	HD	na	na	Classic	60"	EC	1	6.75 lb
69301	DBW6 6' Bar with Wedge	HD	na	na	Classic	72"	EC	1	7.75 lb
69298	DBW8 8' Bar with Wedge	HD	na	na	Classic	96"	EC	1	9.75 lb
69353	DBWB4 4' Bar with Wedge & Ball	HD	na	na	Classic	48"	na	1	7.95 lb
69356	DBWB5 5' Bar with Wedge & Ball	HD	na	na	Classic	60"	na	1	7.95 lb
69354	DBWB6 6' Bar with Wedge & Ball	HD	na	na	Classic	72"	na	1	8.95 lb
69355	DBWB8 8' Bar with Wedge & Ball	HD	na	na	Classic	96"	na	1	10.95 lb
69294	DBPW4 4' Bar with Point & Wedge	HD	na	na	Classic	48"	na	1	6.50 lb
69287	DBPW5 5' Bar with Point & Wedge	HD	na	na	Classic	60"	na	1	7.50 lb
69296	DBPW6 6' Bar with Point & Wedge	HD	na	na	Classic	72"	na	1	8.50 lb
69297	DBPW7 7' Bar with Point & Wedge	HD	na	na	Classic	84"	na	1	9.50 lb
69295	DBPW8 8' Bar with Point & Wedge	HD	na	na	Classic	96"	na	1	10.50 lb

# PAVING - CONCRETE & FENCING TOOLS



**FENCING & PAVING TOOLS**

PAVING - CONCRETE & FENCING TOOLS									
Part No.	Description	Gage	Blade Dimension	Blade Style	Handle Style	Handle Lgth	Grip Style	Std. Pk	Std. Pk Wt.
<b>POST HOLE DIGGER</b>									
69548	PHD4 HD Post Hole Digger	14	6½" Dia.	Closed Back	Classic	48"	Butt	1	11.50 lb
79548	PHD4-P HD Post Hole Digger	14	6½" Dia.	Closed Back	Pro-Tec	48"	Butt	1	11.50 lb
69562	PHD6 HD Post Hole Digger	14	6½" Dia.	Closed Back	Classic	72"	Butt	1	12.50 lb
79562	PHD6-P HD Post Hole Digger	14	6½" Dia.	Closed Back	Pro-Tec	72"	Butt	1	12.50 lb
69596	PHD8 HD Post Hole Digger	14	6½" Dia.	Closed Back	Classic	96"	Butt	1	13.50 lb
69598	PHD10 HD Post Hole Digger	14	6½" Dia.	Closed Back	Classic	120"	Butt	1	14.50 lb
<b>CONCRETE PLACERS, "COME-ALONGS"</b>									
69318	CC20H-48 Concrete Placer	HD	20" Wide	With Hook	Classic	48"	EC	6	29.00 lb
69314	CC20H Concrete Placer	HD	20" Wide	With Hook	Classic	54"	EC	6	30.50 lb
69316	CC20H-66 Concrete Placer	HD	20" Wide	With Hook	Classic	66"	EC	6	32.00 lb
79314	CC20H-P Concrete Placer	HD	20" Wide	With Hook	Pro-Tec	54"	EC	6	30.50 lb
<b>TAMPERS</b>									
69829	TT8S Classic Tamper	HD	8" x 8"	Cast Steel	Classic	48"	Butt	2	17.00 lb
69830	TT8L Classic Tamper	HD	8" x 8"	Cast Steel	Classic	72"	Butt	2	19.00 lb
69831	TT10S Classic Tamper	HD	10" x 10"	Cast Steel	Classic	48"	Butt	2	20.00 lb
69832	TT10L Classic Tamper	HD	10" x 10"	Cast Steel	Classic	72"	Butt	2	22.00 lb
<b>ASPHALT LUTES &amp; RAKES</b>									
69360	ALK36-66 36" Asphalt Lute	HD	36" Wide	Aluminum	Classic	66"	Butt	1	6.00 lb
69361	ALK36-72 36" Asphalt Lute	HD	36" Wide	Aluminum	Classic	72"	Butt	1	6.25 lb
69362	ALK36-84 36" Asphalt Lute	HD	36" Wide	Aluminum	Classic	84"	Butt	1	6.75 lb
69828	AR14T 17" Asphalt Rake	HD	17" Wide	Steel	Classic	60"	Butt	6	24.00 lb
79828	AR14T-P 17" Asphalt Rake	HD	17" Wide	Steel	Pro-Tec	60"	Butt	6	24.00 lb
<b>MORTAR MIXERS</b>									
69366	MMH10 Mortar Mixer	HD	10" x 6"	Perforated	Classic	66"	EC	6	20.00 lb
79366	MMH10-P Mortar Mixer	HD	10" x 6"	Perforated	Pro-Tec	66"	EC	6	20.00 lb
<b>BROOM HEADS</b>									
<b>BROOM HEADS WITH BRACKET</b>		<b>Head</b>	<b>Size</b>						
68040	P72-18 Broom Head	Hard Wood	18"	-	-	-	-	1	2.00 lb
68041	P72-24 Broom Head		24"	-	-	-	-	1	2.50 lb
68042	P72-30 Broom Head		30"	-	-	-	-	1	3.00 lb
68043	P72-36 Broom Head		36"	-	-	-	-	1	3.50 lb
<b>BROOM / MOP HANDLES</b>									
68553	48BMH Fits Broom/Mop	-	-	-	Classic	48"	EC	6	7.00 lb
68554	54BMH Fits Broom/Mop	-	-	-	Classic	54"	EC	6	8.00 lb
68555	60BMH Fits Broom/Mop	-	-	-	Classic	60"	EC	6	8.50 lb
68556	72BMH Fits Broom/Mop	-	-	-	Classic	72"	EC	6	9.00 lb



Post Hole Digger

Broom & Mop Handles



# AUTOMOTIVE BODY TOOLS

GET THE STRIPE

AUTOMOTIVE TOOLS



American Hickory Handles

## AUTOMOTIVE BODY HAMMERS & DOLLIES

Part No.	Description	Wt.	Face Diameter	Head Length	Handle Length	Grip Style	Std. Pk	Std. Pk Wt.
<b>Nuplaglas® Fiberglass Handles</b>								
05002	Door Skin Hammer, Nuplaglas® Handle & Cushion Grip	1.30 lb	—	6 7/8"	12"	H	2	2.80 lb
05005	Pick and Finishing Hammer, Nuplaglas® Handle & Cushion Grip	1.00 lb	1 9/16"	5 1/2"	12"	H	2	2.10 lb
05010	Shrinking Hammer, Mirror Polished, Nuplaglas® Handle & Cushion Grip	1.04 lb	1 1/4"	4 1/8"	12"	H	2	2.11 lb
05020	General Purpose Pick Hammer, Nuplaglas® Handle & Cushion Grip	1.11 lb	1 9/16"	6 9/16"	12"	H	2	2.25 lb
05025	Utility Pick Hammer, Nuplaglas® Handle & Cushion Grip	.992 lb	1 9/16"	4 9/16"	12"	H	2	2.00 lb
05030	Curved Pein & Finishing Hammer, Nuplaglas® Handle & Cushion Grip	1.06 lb	1 9/16"	5 9/16"	12"	H	2	2.15 lb
<b>American Hickory Handles</b>								
05202	Door Skin Hammer, American Hickory Handle	1.0 lb	—	6 7/8"	12"	—	2	2.5 lb
05205	Pick And Finishing Hammer, American Hickory Handle	.70 lb	1 9/16"	5 1/2"	12"	—	2	1.75 lb
05210	Shrinking Hammer, American Hickory Handle	.70 lb	1 1/4"	4 1/8"	12"	—	2	1.75 lb
05220	General Purpose Pick Hammer, American Hickory Handle	.80 lb	1 9/16"	6 9/16"	12"	—	2	2 lb
05225	Utility Pick Hammer, American Hickory Handle	.70 lb	1 9/16"	4 9/16"	12"	—	2	1.75 lb
05230	Curved Pein & Finishing Hammer, American Hickory Handle	.76 lb.	1 9/16"	5 9/16"	12"	—	2	1.9 lb
Part No.	Description	Wt.	H	W	L	Pk	Pk Wt.	
05008	Light Dinging Spoon, Blue w/ Polished Edges	.72 lb	—	2"	1 7/8"	10"	2	1.59 lb
05050	Utility Dolly, Red, Mirror Polished	2.75 lb	—	2 1/2"	2 3/8"	2 3/4"	2	4.94 lb
05052	Heel Dolly, Sand Blasted, Mirror Polished	1.91 lb	—	1 1/8"	3/8"	2 1/2"	2	4.00 lb
05053	Toe Dolly, Sand Blasted Mirror Polished	2.0 lb	—	7/8"	4 5/8"	2 1/8"	2	4.20 lb

# AUTOMOTIVE TOOL SETS



**AUTOMOTIVE TOOLS**

**Mirror Polished  
Faces**



**Body Tool Set  
4 piece**

**Round  
Crowned Heads**



**Fender Tool Set  
7 Piece**



**Hammer Set  
4 Piece**

Sets also available with American Hickory Handles (see below)

<b>AUTOMOTIVE BODY TOOL SETS</b>				
<b>Part No.</b>	<b>Description</b>	<b>Std. Pk</b>	<b>Std. Pk Wt.</b>	
<b>Nuplaglas® Handles</b>				
05065	4 Piece Nuplaglas® Body Tool Set - (Includes General Purpose Pick Hammer, Curved Pien & Finishing Hammer, Light Dinging Spoon & Toe Dolly w/ Carry Case)	1	9.30 lb	
05066	7 Piece Nuplaglas® Fender Tool Set - (Includes Shrinking Hammer, Utility Pick Hammer, Curved Pien & Finishing Hammer, Light Dinging Spoon, Utility Dolly, Heel Dolly & Toe Dolly w/ Carry Case)	1	14.90 lb	
05067	4 Hammer Nuplaglas® Body Tool Set - (Includes Door Skin Hammer, Pick and Finishing Hammer, General Purpose Pick Hammer & Curved Pien & Finishing Hammer w/ Carry Case)	1	8.80 lb	
<b>American Hickory Handles</b>				
05265	4 Piece Body Tool Set, - (Includes General Purpose Pick Hammer, Curved Pien & Finishing Hammer, Light Dinging Spoon & Toe Dolly w/ Carry Case) American Hickory Handles	1	8.30 lb	
05266	7 Piece Fender Tool Set American Hickory Handles - (Includes Shrinking Hammer, Utility Pick Hammer, Curved Pien & Finishing Hammer, Light Dinging Spoon, Utility Dolly, Heel Dolly & Toe Dolly w/ Carry Case) American Hickory Handles	1	13.70 lb	
05267	4 Hammer Body Tool Set, - (Includes Door Skin Hammer, Pick and Finishing Hammer, General Purpose Pick Hammer & Curved Pien & Finishing Hammer w/ Carry Case) American Hickory Handles	1	7.60 lb	



# WHEEL WEIGHT HAMMER

GET THE STRIKE

AUTOMOTIVE TOOLS

## WHEEL WEIGHT HAMMER


Install, remove, trim and tighten all types of clip-on wheel weights.  
 Cast steel hammer head has a large replaceable Chromoly hook for prying.  
 Optional smaller replaceable hook for smaller weights.  
 Striking face has a medium-hard non-marring replaceable tip.  
 Optional replaceable tips are available in four additional hardnesses.  
 Solid Nuplaglas® handle. Ergonomic non-slip grip.



1 lb. Hammer  
Large Chromoly Hook



Striking Face  
Medium Hard - Replaceable



1 lb. Hammer  
Small Rolled Steel Hook



Large Hook Replacement



Small Hook Replacement

NUPLA WHEEL WEIGHT HAMMER					
Part No.	DESCRIPTION	Overall Length	Tip Diameter	Std. Pk	Std Pk Wt*
05021	<b>Wheel Weight Hammer</b> with <u>Large Chromoly Hook</u> , medium-hard tip, Nuplaglas® handle and cushion grip	14"	1.25"	2	32 oz
05031	<b>Wheel Weight Hammer</b> with <u>Small Rolled Steel Hook</u> , medium-hard tip, Nuplaglas® handle and cushion grip	14"	1.25"	2	32 oz
REPLACEMENT HOOKS					
05022	Hook, Large, 2 pack – ( <i>Large Chromoly hook fits most wheels and weights</i> )	–	–	2	.50 oz
05026	Hook, Small, 2 pack – ( <i>Small rolled steel hook fits weights with smaller mounting hole</i> )	–	–	2	.35 oz
REPLACEMENT TIPS					
15122	Replacement tip, brown, soft – Use on highly polished chrome & specialty alloy wheels	–	1.25"	1	.75 oz
15123	Replacement tip, red, medium – Use on standard chrome wheels	–	1.25"	1	.75 oz
15124	Replacement tip, green, tough – Use on standard aluminum wheels	–	1.25"	1	.75 oz
15126	Replacement tip, cream, medium-hard – Use with most wheels (alloy & steel)	–	1.25"	1	.75 oz
15120	Replacement tip, black, hard – Use with steel wheels and all hard surfaces	–	1.25"	1	.75 oz

# NUPRO® SHOVELS & SLEDGE HAMMERS



**NUPLA QUALITY + ECONOMY = VALUE**

Commercial Grade  
Nuplaglas®  
Ergonomic Handles  
& Heavy Duty Blades



Ergonomic  
D Handles

Round Point  
and Square  
Point Blades

Heavy Duty fiberglass,  
co-molded grips & handles  
Hardened steel heads



Sledge  
Hammers  
2 - 20 lbs

NuPro® Handle  
Warranty  
10 Years

**NUPRO® HAMMERS**

## NUPRO® DIGGING & STRIKING TOOLS

### NuPro® Shovels

Part No.	Description	Handle Style	Gauge	Blade Dimension	Blade Style	Handle Lgth	Grip Style	Std. Pk	Std. Pk Wt.
74016	Round Point Shovel - Long Handle	NuPro	16	9"x11½"	Hollow Back	46"	Long	6	26.51 lb
74017	Round Point Shovel - D-Handle	NuPro	16	9"x11½"	Hollow Back	27"	D	3	10.91 lb
74061	Round Point Shovel - Long Handle, HD Blade	NuPro	14	9"x11½"	Hollow Back	46"	Long	6	32.00 lb
74063	Round Point Shovel - D-Handle, HD Blade	NuPro	14	9"x11½"	Hollow Back	27"	D	3	13.50 lb
74071	Square Point Shovel - Long Handle	NuPro	16	97/8"x11½"	Hollow Back	46"	Long	6	31.00 lb
74073	Square Point Shovel - D-Handle	NuPro	16	97/8"x11½"	Hollow Back	27"	D	3	13.00 lb
74075	Square Point Shovel - Long Handle, Hduty	NuPro	14	97/8"x11½"	Hollow Back	46"	Long	6	35.00 lb
74076	Square Point Shovel - D-Handle, HD Blade	NuPro	14	97/8"x11½"	Hollow Back	27"	D	3	14.00 lb
74107	Garden Spade - Long Handle, HD Blade	NuPro	14	7½"x11½"	Hollow Back	46"	Long	6	35.00 lb
74109	Garden Spade - D-Handle, HD Blade	NuPro	14	7½"x11½"	Hollow Back	27"	D	3	14.50 lb

### NuPro® Sledge Hammers

Part No.	Description	Nominal Wt.	Handle Length	Grip Style	Std. Pk	Std. Pk Wt.
23135	Cross Pein Hammer - NuPro Molded Fiberglass	3 lb	14"	Molded	2	6.50 lb
23145	Cross Pein hammer - NuPro Molded Fiberglass	4 lb	14"	Molded	2	8.50 lb
20525	Hand Drilling hammer - NuPro Molded Fiberglass	2 lb	10"	Molded	2	4.50 lb
20535	Hand Drilling hammer - NuPro Molded Fiberglass	3 lb	10"	Molded	2	6.50 lb
20545	Hand Drilling hammer - NuPro Molded Fiberglass	4 lb	10"	Molded	2	8.50 lb
25520	Sledge hammer - NuPro Molded Fiberglass	2 lb	14"	Molded	2	5.50 lb
25530	Sledge hammer - NuPro Molded Fiberglass	3 lb	14"	Molded	2	7.50 lb
25540	Sledge hammer - NuPro Molded Fiberglass	4 lb	14"	Molded	2	9.50 lb
25806	Sledge hammer - NuPro Molded Fiberglass	6 lb	32"	Molded	2	16.50 lb
25808	Sledge hammer - NuPro Molded Fiberglass	8 lb	32"	Molded	2	20.00 lb
25810	Sledge hammer - NuPro Molded Fiberglass	10 lb	32"	Molded	2	24.50 lb
25812	Sledge hammer - NuPro Molded Fiberglass	12 lb	32"	Molded	2	28.40 lb
25818	Sledge hammer - NuPro Molded Fiberglass	16 lb	34"	Molded	2	36.50 lb
25822	Sledge hammer - NuPro Molded Fiberglass	20 lb	34"	Molded	2	44.50 lb
25805	Slugging hammer - NuPro Molded Fiberglass	6 lb	16"	Molded	2	13.75 lb
25804	Slugging hammer - NuPro Molded Fiberglass	8 lb	16"	Molded	2	17.25 lb
25092	Slugging hammer - NuPro Molded Fiberglass	10 lb	16"	Molded	2	21.50 lb



GET THE STRIPE

# PIKE POLES

## HEAVY DUTY CLASSIC® & SUPER DUTY I-BEAM PIKE POLES

FIRE TOOLS



HEAVY DUTY CLASSIC® ROUND PIKE POLES				
Part No.	Product No.	Description	Std. Pk	Std.Pk Wt.
36103	YPDH-3	3' Pike Pole with D Grip	1	5.30 lb
36122	YPDH-S3	3' Pike Pole with D Grip & head on same plane	1	5.30 lb
36204	YPD-4	4' Pike Pole	1	5.70 lb
36104	YPDH-4	4' Pike Pole with D Grip	1	7.20 lb
36121	YPDH-S4	4' Pike Pole with D Grip & head on same plane	1	7.20 lb
36124	YPDH-4A	4' Pike Pole with Aluminum D Grip	1	8.70 lb
36206	YPD-6	6' Pike Pole	1	6.50 lb
36205	YPD-6M	6' Pike Pole w/monprene sleeve	1	6.75 lb
36106	YPDH-6	6' Pike Pole with D Grip	1	8.00 lb
36126	YPDH-6A	6' Pike Pole with Aluminum D Grip	1	9.50 lb
36127	YPDH-6A	6' Pike Pole with Alum. D Grip (same plane)	1	9.50 lb
36208	YPD-8	8' Pike Pole	1	7.30 lb
36108	YPDH-8	8' Pike Pole with D Grip	1	8.80 lb
36128	YPDH-8A	8' Pike Pole with Aluminum D Grip	1	10.30 lb
36210	YPD-10	10' Pike Pole	1	8.10 lb
36110	YPDH-10	10' Pike Pole with D Grip	1	9.60 lb
36130	YPDH-10A	10' Pike Pole with Aluminum D Grip	1	11.10 lb
36212	YPD-12	12' Pike Pole	1	8.90 lb
36112	YPDH-12	12' Pike Pole with D Grip	1	10.40 lb
36132	YPDH-12A	12' Pike Pole with Aluminum D Grip	1	11.90 lb
36214	YPD-14	14' Pike Pole	1	9.70 lb
36111	YPDH-14	14' Pike Pole with D Grip	1	11.20 lb
36134	YPDH-14A	14' Pike Pole with Aluminum D Grip	1	12.70 lb
36215	YPD-15	15' Pike Pole	1	10.10 lb
36216	YPD-16	16' Pike Pole	1	10.50 lb
36116	YPDH-16	16' Pike Pole with D Grip	1	12.00 lb
36136	YPDH-16A	16' Pike Pole with Aluminum D Grip	1	13.50 lb
36218	YPD-18	18' Pike Pole	1	11.30 lb
36118	YPDH-18	18' Pike Pole with D Grip	1	12.80 lb
36138	YPDH-18A	18' Pike Pole with Aluminum D Grip	1	14.30 lb
36220	YPD-20	20' Pike Pole	1	12.10 lb
36120	YPDH-20	20' Pike Pole with D Grip	1	15.75 lb
36140	YPDH-20A	20' Pike Pole with Aluminum D Grip	1	17.25 lb
36225	YPD-25	25' Pike Pole	1	14.10 lb
SUPER DUTY I-BEAM PIKE POLES				
35031	SPDH-3	3' Super Duty Pike Pole with D Grip	1	3.50 lb
35040	SPD-4	4' Super Duty Pike Pole	1	5.80 lb
35041	SPDH-4A	4' Super Duty Pike Pole with Aluminum D Grip	1	7.30 lb
35042	SPDH-4	4' Super Duty Pike Pole with D Grip	1	8.80 lb
35050	SPD-5	5' Super Duty Pike Pole	1	6.65 lb
35051	SPDH-5	5' Super Duty Pike Pole with D Grip	1	6.75 lb
35052	SPDH-5A	5' Super Duty Pike Pole with Aluminum D Grip	1	8.25 lb
35060	SPD-6	6' Super Duty Pike Pole	1	7.50 lb
35061	SPDH-6	6' Super Duty Pike Pole with D Grip	1	8.75 lb
35062	SPDH-6A	6' Super Duty Pike Pole with Aluminum D Grip	1	10.25 lb
35063	SPDH-6A-90	6' Super Duty Pike Pole with 90 degree D Grip	1	10.25 lb
35080	SPD-8	8' Super Duty Pike Pole	1	9.20 lb
35081	SPDH-8	8' Super Duty Pike Pole with D Grip	1	10.25 lb
35082	SPDH-8A	8' Super Duty Pike Pole with Aluminum D Grip	1	11.75 lb
35100	SPD-10	10' Super Duty Pike Pole	1	10.90 lb
35101	SPDH-10	10' Super Duty Pike Pole with D Grip	1	11.75 lb
35102	SPDH-10A	10' Super Duty Pike Pole with Aluminum D Grip	1	13.25 lb
35120	SPD-12	12' Super Duty Pike Pole	1	12.60 lb
35121	SPDH-12	12' Super Duty Pike Pole with D Grip	1	13.25 lb
35122	SPDH-12A	12' Super Duty Pike Pole with Aluminum D Grip	1	14.75 lb
35140	SPD-14	14' Super Duty Pike Pole	1	14.30 lb
35141	SPDH-14	14' Super Duty Pike Pole with D Grip	1	14.75 lb
35142	SPDH-14A	14' Super Duty Pike Pole with Aluminum D Grip	1	16.25 lb
35150	SPD-15	15' Super Duty Pike Pole	1	15.15 lb
35160	SPD-16	16' Super Duty Pike Pole	1	16.00 lb
35161	SPDH-16	16' Super Duty Pike Pole with D Grip	1	16.65 lb
35162	SPDH-16A	16' Super Duty Pike Pole with Aluminum D Grip	1	18.15 lb
35180	SPD-18	18' Super Duty Pike Pole	1	16.85 lb
35181	SPDH-18	18' Super Duty Pike Pole with D Grip	1	18.15 lb
35182	SPDH-18A	18' Super Duty Pike Pole with Aluminum D Grip	1	19.65 lb
35200	SPD-20	20' Super Duty Pike Pole	1	18.35 lb
35201	SPDH-20	20' Super Duty Pike Pole with D Grip	1	19.65 lb
35243	SPD-25	25' Super Duty Pike Pole	1	22.60 lb

# ROOF AND CEILING HOOKS



## ROOF VENT/TRASH HOOK POLES - HEAVY DUTY CLASSIC® ROUND


Part No.	Product No.	Description	Std. Pk	Std. Pk Wt.
36555	RH-3D	3' Roof Ventilation Pole with D Grip	1	6.80 lb
36552	RH-4S	4' Roof Ventilation Pole	1	7.20 lb
36553	RH-4D	4' Roof Ventilation Pole with D Grip	1	8.70 lb
36554	RH-4DA	4' Roof Ventilation Pole with Aluminum D Grip	1	8.70 lb
36551	RH-5D	5' Roof Ventilation Pole with D Grip	1	7.60 lb
36556	RH-5DA	5' Roof Ventilation Pole with Aluminum D Grip	1	8.00 lb
36565	RH-6S	6' Roof Ventilation Pole	1	8.00 lb
36560	RH-6D	6' Roof Ventilation Pole with D Grip	1	9.50 lb
36561	RH-6DA	6' Roof Ventilation Pole with Aluminum D Grip	1	9.50 lb
36563	RH-8S	8' Roof Ventilation Pole	1	8.80 lb
36566	RH-8D	8' Roof Ventilation Pole with D Grip	1	10.30 lb
36564	RH-8DA	8' Roof Ventilation Pole with Aluminum D Grip	1	10.30 lb
36567	RH-10S	10' Roof Ventilation Pole	1	9.60 lb
36570	RH-10D	10' Roof Ventilation Pole with D Grip	1	11.10 lb
36568	RH-10DA	10' Roof Ventilation Pole with Aluminum D Grip	1	11.10 lb
36569	RH-12S	12' Roof Ventilation Pole	1	10.40 lb
36571	RH-12D	12' Roof Ventilation Pole with D Grip	1	11.90 lb
36572	RH-12DA	12' Roof Ventilation Pole with Aluminum D Grip	1	11.90 lb
36573	RH-14S	14' Roof Ventilation Pole	1	11.20 lb
36574	RH-14D	14' Roof Ventilation Pole with D Grip	1	12.70 lb
36575	RH-14DA	14' Roof Ventilation Pole with Aluminum D Grip	1	12.70 lb
36576	RH-16S	16' Roof Ventilation Pole	1	12.00 lb
36577	RH-16D	16' Roof Ventilation Pole with D Grip	1	13.50 lb
36578	RH-16DA	16' Roof Ventilation Pole with Aluminum D Grip	1	13.50 lb
36579	RH-18S	18' Roof Ventilation Pole	1	12.80 lb
36580	RH-18D	18' Roof Ventilation Pole with D Grip	1	14.30 lb
36581	RH-18DA	18' Roof Ventilation Pole with Aluminum D Grip	1	14.30 lb
36582	RH-20S	20' Roof Ventilation Pole	1	13.60 lb
36583	RH-20D	20' Roof Ventilation Pole with D Grip	1	15.10 lb
36584	RH-20DA	20' Roof Ventilation Pole with Aluminum D Grip	1	15.10 lb
36585	RH-25S	25' Roof Ventilation Pole	1	15.60 lb

## CEILING/WALL HOOK POLES - CLASSIC® ROUND & SUPER DUTY I-BEAM

35470	CWH-4S	4' SD Ceiling Hook I-Beam Pole	1	6.50 lb
35466	CWH-4SD	4' SD Ceiling Hook I-Beam Pole w/ D Grip	1	6.50 lb
35572	CWH-4SDA	4' SD Ceiling Hook I-Beam Pole w/ Aluminum D Grip	1	6.50 lb
35258	CWH-4Y	4' HD Ceiling Hook Pole Classic	1	5.50 lb
35616	CWH-4YD	4' HD Ceiling Hook Pole Classic w/ D Grip	1	5.50 lb
35577	CWH-4YDA	4' HD Ceiling Hook Pole Classic w/ Aluminum D Grip	1	5.50 lb
35257	CWH-6S	6' SD Ceiling Hook I-Beam Pole	1	7.50 lb
35251	CWH-6SD	6' SD Ceiling Hook I-Beam Pole w/ D Grip	1	7.50 lb
35573	CWH-6SDA	6' SD Ceiling Hook I-Beam Pole w/ Aluminum D Grip	1	7.50 lb
35259	CWH-6Y	6' HD Ceiling Hook Pole Classic	1	6.00 lb
35256	CWH-6YD	6' HD Ceiling Hook Pole Classic w/ D Grip	1	6.00 lb
35254	CWH-6YDA	6' HD Ceiling Hook Pole Classic w/ Aluminum D Grip	1	6.00 lb
35578	CWH-8YD	8' HD Ceiling Hook Pole Classic w/ D Grip	1	7.50 lb
35582	CWH-10Y	10' HD Ceiling Hook Pole Classic	1	9.00 lb
35579	CWH-10YD	10' HD Ceiling Hook Pole Classic w/ D Grip	1	9.00 lb
35581	CWH-10SD	10' SD Ceiling Hook I-Beam Pole w/ D Grip	1	12.00 lb
35580	CWH-12YD	12' HD Ceiling Hook Pole Classic w/ D Grip	1	10.00 lb

## PIKE POLE COMPONENTS

35001	PP125	Pike Pole Head, 1.25"	1	1.75 lb
35000	PP150	Pike Pole Head, Super Duty, 1.5"	1	2.00 lb
35002	TESD	D Grip, & Super Duty	1	0.50 lb
35003	BG125	Butt Grip	1	0.09 lb
35004	DGA125	Grip Adaptor	1	0.09 lb
35006	PHA125	Pikehead Adaptor	1	0.09 lb
35011	PHA150	Pikehead Adaptor, Super Duty	1	0.09 lb
35012	BG150	Butt Grip, Super Duty	1	0.09 lb
35013	ALD	D Grip, Aluminum	1	0.75 lb
35250	CWH-1	Ceiling Hook Head, Super Duty	1	2.50 lb
35255	CWH-2	Ceiling Hook Head,	1	2.50 lb
36550	RH6	LAFD Rubbish Hook Head	1	4.00 lb



Ceiling Wall Hooks

Roof Vent Rubbish Hooks



Vent Hook



D-Handle



Pike Head



Aluminum D-Handle



Ceiling Hook


**FIRE TOOLS**



# FIRE TOOL SYSTEMS

GET THE STRIPE

FIRE TOOLS



Field assembly pole sets reduce freight costs.



Epoxy/Pin Kit Included



NuPole® tool sections. Quick assembly, easy storage


## TWO PIECE PIKE POLES

Part No.	Length	Description	Std. Pk	Std.Pk Wt.
<b>PIKE POLE - BUTT GRIP</b>				
36750	8'	8' - 2 piece Pike Pole - Heavy Duty Classic Round, Butt grip (includes 5' handle section, 3' pike section & assembly kit)	1	8.30 lb
36751	10'	10' - 2 piece Pike Pole - Heavy Duty Classic Round, Butt grip (includes 5' handle section, 5' pike section & assembly kit)	1	9.10 lb
36752	12'	12' - 2 piece Pike Pole - Heavy Duty Classic Round, Butt grip (includes 5' handle section, 7' pike section & assembly kit)	1	10.0 lb
<b>PIKE POLE - D-GRIP</b>				
36753	8'	8' - 2 piece Pike Pole - Heavy Duty Classic Round, D-Grip (includes 5' handle section, 3' pike section & assembly kit)	1	9.80 lb
36754	10'	10' - 2 piece Pike Pole - Heavy Duty Classic Round, D-Grip (includes 5' handle section, 5' pike section & assembly kit)	1	10.60 lb
36755	12'	12' - 2 piece Pike Pole - Heavy Duty Classic Round, D-Grip (includes 5' handle section, 7' pike section & assembly kit)	1	11.40 lb
<b>PIKE POLE - ALUMINUM D-GRIP</b>				
36756	8'	8' - 2 piece Pike Pole - Heavy Duty Classic Round, Aluminum D-Grip (includes 5' handle section, 3' pike section & assembly kit)	1	11.30 lb
36757	10'	10' - 2 piece Pike Pole - Heavy Duty Classic Round, Aluminum D-Grip (includes 5' handle section, 5' pike section & assembly kit)	1	12.10 lb
36758	12'	12' - 2 piece Pike Pole - Heavy Duty Classic Round, Aluminum D-Grip (includes 5' handle section, 7' pike section & assembly kit)	1	13.00 lb
<b>ROOF VENT/TRASH HOOK POLE - BUTT GRIP</b>				
36759	8'	8' - 2 piece Roof Vent/Trash Hook Pole, Heavy Duty Classic Round, Butt grip (includes 5' handle section, 3' hook section & assembly kit)	1	9.80 lb
36760	10'	10' - 2 piece Roof Vent/Trash Hook Pole, Heavy Duty Classic Round, Butt grip (includes 5' handle section, 5' hook section & assembly kit)	1	10.60 lb
36761	12'	12' - 2 piece Roof Vent/Trash Hook Pole, Heavy Duty Classic Round, Butt grip (includes 5' handle section, 7' hook section & assembly kit)	1	11.40 lb
<b>ROOF VENT/TRASH HOOK POLE - D-GRIP</b>				
36762	8'	8' - 2 piece Roof Vent/Trash Hook Pole, Heavy Duty Classic Round, D-Grip (includes 5' handle section, 3' hook section & assembly kit)	1	11.30 lb
36763	10'	10' - 2 piece Roof Vent/Trash Hook Pole, Heavy Duty Classic Round, D-Grip (includes 5' handle section, 5' hook section & assembly kit)	1	12.10 lb
36764	12'	12' - 2 piece Roof Vent/Trash Hook Pole, Heavy Duty Classic Round, D-grip, (includes 5' handle section, 7' hook section & assembly kit)	1	13.00 lb
<b>ROOF VENT/TRASH HOOK POLE - ALUMINUM D-GRIP</b>				
36765	8'	8' - 2 pc. Roof Vent/Trash Hook Pole, H.D.Classic Round, Aluminum D-Grip (includes 5' handle section, 3' hook section & assembly kit)	1	11.30 lb
36766	10'	10' - 2 pc. Roof Vent/Trash Hook Pole, H.D.Classic Round, Aluminum D-grip (includes 5' handle section, 5' hook section & assembly kit)	1	12.10 lb
36767	12'	12' - 2 pc. Roof Vent/Trash Hook Pole, H.D.Classic Round, Aluminum D-grip (includes 5' handle section, 7' hook section & assembly kit)	1	13.00 lb

## NUPOLE® FIRE SYSTEM - HEAVY DUTY CLASSIC® ROUND POLES

Part No.	Product No.	Description	Std. Pk	Std.Pk Wt.
36625	E-YPD	Pike Head, 3 Ft.	1	4.00 lb
36626	E-RH	Ventilation Hook Head, 3 Ft.	1	5.75 lb
36633	E-CWH	Ceiling/Wall Hook Head, 3 Ft.	1	4.00 lb
36634	E-SFR	Fire Rake Head, 3 Ft.	1	3.50 lb
36635	E-FHR	U.S.Forest Service "McLeod" Hoe/Rake Head, 3 Ft.	1	5.00 lb
36636	E-FSW	Fire Swatter Head, 3 Ft.	1	4.50 lb
36620	E-BG	Butt Grip End, 3 Ft.	1	3.00 lb
36639	E-BG-6	Butt Grip End, 6 Ft.	1	1.80 lb
36621	E-SDG	Steel "D" Grip End, 3 Ft.	1	3.75 lb
36622	E-ADG	Aluminum "D" Grip End, 3 Ft.	1	3.75 lb
36602	E-2	Extension, 2 Ft.	1	2.15 lb
36603	E-3	Extension, 3 Ft.	1	2.75 lb
36604	E-4	Extension, 4 ft.	1	3.20 lb
36608	E-8	Extension, 8 ft.	1	4.70 lb
36612	E-12	Extension, 12 ft.	1	6.30 lb
36616	E-16	Extension, 16 ft.	1	7.90 lb
36627	E-RK	Roof Kit (includes: Pike Head, Vent Hook, Steel "D" Grip & 4 ft.Extension)	1	16.75 lb

# FIRE AXES



**Ergo Power®  
Axes  
28" to 36"  
Handles**


**Ergo  
Power®  
SG &  
CS Grips**

**Slim Line  
Ergo Axes**

**Classic®  
Axes  
24" to 36"  
Handles**

**FIRE TOOLS**

NUPLA FIRE AXES & WILDLAND TOOLS								
Part No.	Product No.	Description	Handle Style	Head Weight	Handle Length	Grip Style	Std Pk	Std.Pk Wt.
<b>FIRE AXES - ERGO POWER® HANDLES</b>								
33063	FP-6-28ECS	Flat Head Axe, 6 lb	Ergo	6 lb	28"	CS	2	17.00 lb
33660	FP-6ESG	Flat Head Axe, 6 lb	Ergo	6 lb	32"	SG	2	17.00 lb
33760	FP-6ECS	Flat Head Axe, 6 lb	Ergo	6 lb	32"	CS	2	17.00 lb
33661	FP-6LESG	Flat Head Axe, 6 lb	Ergo	6 lb	36"	SG	2	17.00 lb
33761	FB-6LECS	Flat Head Axe, 6 lb	Ergo	6 lb	36"	CS	2	17.00 lb
31660	AP-6ESG	Pick Head Axe, 6 lb	Ergo	6 lb	32"	SG	2	17.00 lb
31760	AP-6ECS	Pick Head Axe, 6 lb	Ergo	6 lb	32"	CS	2	17.00 lb
31661	AP-6LESG	Pick Head Axe, 6 lb	Ergo	6 lb	36"	SG	2	17.00 lb
31761	AP-6LECS	Pick Head Axe, 6 lb	Ergo	6 lb	36"	CS	2	17.00 lb
31680	AP-8ESG	Pick Head Axe, 8 lb	Ergo	8 lb	32"	SG	2	21.00 lb
31780	AP-8ECS	Pick Head Axe, 8 lb	Ergo	8 lb	32"	CS	2	21.00 lb
31681	AP-8LESG	Pick Head Axe, 8 lb	Ergo	8 lb	36"	SG	2	21.00 lb
31781	AP-8LECS	Pick Head Axe, 8 lb	Ergo	8 lb	36"	CS	2	21.00 lb
31685	APC 6E-28	Pick Head Axe, 6 lb, Slim Line Handle	Ergo-S	6 lb	28"	SB	2	17.00 lb
31686	APC 6E-32	Pick Head Axe, 6 lb, Slim Line Handle	Ergo-S	6 lb	32"	SB	2	17.00 lb
31687	APC 6E-36	Pick Head Axe, 6 lb, Slim Line Handle	Ergo-S	6 lb	36"	SB	2	17.00 lb
31688	FPC 6E	Flat Head Axe, 6 lb, Slim Line Handle	Ergo-S	6 lb	36"	SB	2	17.00 lb
31689	APC 8E	Pick Head Axe, 8 lb, Slim Line Handle	Ergo-S	8 lb	36"	SB	2	21.00 lb
31672	-	28" Slim Line Axe Replacement Handle w/ epoxy	Ergo-S	-	28"	SB	1	3.00 lb
31673	-	32" Slim Line Axe Replacement Handle w/ epoxy	Ergo-S	-	32"	SB	1	3.00 lb
31674	-	36" Slim Line Axe Replacement Handle w/ epoxy	Ergo-S	-	36"	SB	1	3.00 lb
<b>FIRE AXES - CLASSIC® HANDLES</b>								
31064	AP-6-24	Pick Head Axe, 6 lb	Classic	6 lb	24"	SB	2	15.75 lb
31062	AP-6-28	Pick Head Axe, 6 lb	Classic	6 lb	28"	SB	2	16.25 lb
31063	AP-6-32	Pick Head Axe, 6 lb	Classic	6 lb	32"	SB	2	16.75 lb
31060	AP-6-36	Pick Head Axe, 6 lb	Classic	6 lb	36"	SB	2	17.00 lb
31082	AP-8-28	Pick Head Axe, 8 lb	Classic	8 lb	28"	SB	2	21.00 lb
31080	AP-8-32	Pick Head Axe, 8 lb	Classic	8 lb	32"	SB	2	21.00 lb
33060	FP-6	Flat Head Axe, 6 lb	Classic	6 lb	36"	SB	2	17.00 lb
<b>FIRE AXES - HICKORY HANDLES</b>								
06205	APW-6-28	Fire Axe 6 lb. - Pick Head - 28" Hickory Handle	Wood	6 lb	28"	-	2	13.5 lb.
06206	APW-6-32	Fire Axe 6 lb. - Pick Head - 32" Hickory Handle	Wood	6 lb	32"	-	2	13.8 lb.
06207	APW-6-36	Fire Axe 6 lb. - Pick Head - 36" Hickory Handle	Wood	6 lb	36"	-	2	14.0 lb.
06210	FPW-6-28	Fire Axe 6 lb. - Flat Head - 28" Hickory Handle	Wood	6 lb	28"	-	2	13.5 lb.
06211	FPW-6-32	Fire Axe 6 lb. - Flat Head - 32" Hickory Handle	Wood	6 lb	32"	-	2	13.8 lb.
06212	FPW-6-36	Fire Axe 6 lb. - Flat Head - 36" Hickory Handle	Wood	6 lb	36"	-	2	14.0 lb.
06159		32" Replacement Handle Kit, Hickory, Fits Double Bit Axe		1.55 lb	32"	-	1	2.05 lb
06160		36" Replacement Handle Kit, Hickory, Fits Double Bit Axe		1.75 lb	36"	-	1	2.25 lb
06161		32" Replacement Handle Kit, Hickory, Fits Single Bit Axe		1.55 lb	32"	-	1	2.05 lb
6162		36" Replacement Handle Kit, Hickory, Fits Single Bit Axe		1.75 lb	36"	-	1	2.25 lb



**28" - 32" - 36"**

**Hickory  
Handles**



# HALLIGAN TOOLS

GET THE STRIPE

## HALLIGAN TOOLS

Solid Non-Conductive Nuplaglas® Composite\* Handle  
up to 25% Lighter than Comparable Tools

24" - 30" - 36" Lengths

Steel Ends,  
Nickel Plated to Prevent Rust

Tough Polypropylene Jacket Ribbed for a Non-Slip Grip

Fire - Safety Yellow



Mary Strap Fits 24" & 30" Tools



Police/SWAT - Black



Solid Steel  
Drop Forged Ends

NUPLA HALLIGAN TOOLS							*Patent Pending
Part No.	Description	Handle Style	Nominal Wt.	Length	Std. Pk	Std. Pk Wt	
<b>HALLIGAN TOOL - FIRE - YELLOW</b>							
33803	24" Halligan Tool, Yellow Nuplaglas® Handle, Steel Claw & Pry	Solid Nuplaglas® Composite Handle	8.4 lb	24"	1	9.8 lb	
33800	30" Halligan Tool, Yellow Nuplaglas® Handle, Steel Claw & Pry		8.8 lb	30"	1	10.6 lb	
33801	36" Halligan Tool, Yellow Nuplaglas® Handle, Steel Claw & Pry		9.4 lb	36"	1	10.8 lb	
33802	Axe/Halligan Marrying Strap, Velcro (Fits 24" & 30" Halligan)	—	.33 lb	18"	4	2.0 lb	
<b>HALLIGAN TOOL - POLICE/SWAT - BLACK</b>							
34025	24" Halligan Tool, Black Nuplaglas® Handle, Steel Claw & Pry	Solid Nuplaglas® Composite Handle	8.4 lb	24"	1	9.8 lb	
34026	30" Halligan Tool, Black Nuplaglas® Handle, Steel Claw & Pry		8.8 lb	30"	1	10.6 lb	
34027	36" Halligan Tool, Black Nuplaglas® Handle, Steel Claw & Pry		9.4 lb	36"	1	10.8 lb	

FIRE TOOLS



Pulaski with American Hickory Handle

Pulaski Tool Ergo® & Classic® Handles

Fire Swatter

Fire Rake

McLeod

NUPLA WILDLAND TOOLS								
Part No.	Product No.	Description	Handle Style	Head Weight	Handle Length	Grip Style	Std Pk	Std.Pk Wt.
<b>WILDLAND FIRE TOOLS - NUPLAGLAS®</b>								
31675	PA375-ESG	Pulaski Axe, 3 1/2 lb	Ergo	3 1/2 lb	32"	SG	2	17.00 lb
31775	PA375-ECS	Pulaski Axe, 3 1/2 lb	Ergo	3 1/2 lb	32"	CS	2	17.00 lb
31676	PA375-LESG	Pulaski Axe, 3 1/2 lb	Ergo	3 1/2 lb	36"	SG	2	17.00 lb
31776	PA375-LECS	Pulaski Axe, 3 1/2 lb	Ergo	3 1/2 lb	36"	CS	2	17.00 lb
31374	PA375-28	Pulaski Axe, 3 1/2 lb	Classic	3 1/2 lb	28"	DB	2	13.00 lb
31375	PA375-36	Pulaski Axe, 3 1/2 lb	Classic	3 1/2 lb	36"	DB	2	13.00 lb
69216	FHR-48	U.S.Forest Service "McLeod" Fire Tool	Classic	-	48"	Butt	1	15.00 lb
79216	FHR-48P	U.S.Forest Service "McLeod" Fire Tool, Protec	ProTec	-	48"	Butt	1	15.00 lb
69214	SFR-4	Fire Rake	Classic	-	60"	Butt	1	5.00 lb
69215	FSW-15	Fire Swatter	Classic	-	60"	Butt	6	30.00 lb
<b>HICKORY HANDLE - PULASKI &amp; REPLACEMENT HANDLE</b>								
06202	PAW375-36	Pulaski Axe 3.5 lb, Hickory Handle	Wood	3.5 lb	36"	-	2	8.20 lb.
06202	-	36" Replacement Handle Kit, Hickory	Wood	1.75 lb	36"	-	1	2.25 lb



# REPLACEMENT HANDLES

GET THE STRIPE

REPLACEMENT HANDLES



Order Epoxy Kits Separately  
Nuplabond Kit  
Part #39072

NUPLA REPLACEMENT HANDLES				
Part No.	Product No.	Description	Std Pk	Std.Pk Wt.
<b>PIKE POLE HANDLES - HEAVY DUTY CLASSIC® ROUND</b>				
36304	YPD-4R	4' Handle	1	2.95 lb
36404	YPDH-4R	4' Handle with D Grip	1	4.45 lb
36405	YPDH-4RA	4' Handle with Aluminum D Grip	1	5.95 lb
36306	YPD-6R	6' Handle	1	3.75 lb
36406	YPDH-6R	6' Handle with D Grip	1	5.25 lb
36407	YPDH-6RA	6' Handle with Aluminum D Grip	1	6.75 lb
36308	YPD-8R	8' Handle	1	4.55 lb
36408	YPDH-8R	8' Handle with D Grip	1	6.05 lb
36409	YPDH-8RA	8' Handle with Aluminum D Grip	1	7.55 lb
36310	YPD-10R	10' Handle	1	5.35 lb
36410	YPDH-10R	10' Handle with D Grip	1	6.85 lb
36411	YPDH-10RA	10' Handle with Aluminum D Grip	1	8.35 lb
36312	YPD-12R	12' Handle	1	6.15 lb
36412	YPDH-12R	12' Handle with D Grip	1	7.65 lb
36413	YPDH-12RA	12' Handle with Aluminum D Grip	1	9.15 lb
36314	YPD-14R	14' Handle	1	6.95 lb
36303	YPDH-14R	14' Handle with D Grip	1	8.45 lb
36417	YPDH-14RA	14' Handle with Aluminum D Grip	1	9.95 lb
36315	YPD-15R	15' Handle	1	7.35 lb
36316	YPD-16R	16' Handle	1	7.75 lb
36317	YPDH-16R	16' Handle with D Grip	1	9.25 lb
36421	YPDH-16RA	16' Handle with Aluminum D Grip	1	10.75 lb
36318	YPD-18R	18' Handle	1	8.55 lb
36319	YPDH-18R	18' Handle with D Grip	1	10.05 lb
36425	YPDH-18RA	18' Handle with Aluminum D Grip	1	11.55 lb
36320	YPD-20R	20' Handle	1	9.35 lb
36321	YPDH-20R	20' Handle with D Grip	1	10.85 lb
36429	YPDH-20RA	20' Handle with Aluminum D Grip	1	12.35 lb
<b>SUPER DUTY CLASSIC® I-BEAM</b>				
38040	SPD-4R	4' Super Duty Handle	1	3.30 lb
38041	SPDH-4R	4' Super Duty Handle with D Grip	1	4.80 lb
38042	SPDH-4RA	4' Super Duty Handle with Aluminum D Grip	1	6.30 lb
38060	SPD-6R	6' Super Duty Handle	1	5.00 lb
38061	SPDH-6R	6' Super Duty Handle with D Grip	1	6.50 lb
38062	SPDH-6RA	6' Super Duty Handle with Aluminum D Grip	1	8.00 lb
38080	SPD-8R	8' Super Duty Handle	1	6.70 lb
38081	SPDH-8R	8' Super Duty Handle with D Grip	1	8.20 lb
38082	SPDH-8RA	8' Super Duty Handle with Aluminum D Grip	1	9.70 lb
38100	SPD-10R	10' Super Duty Handle	1	8.40 lb
38101	SPDH-10R	10' Super Duty Handle with D Grip	1	9.90 lb
38102	SPDH-10RA	10' Super Duty Handle with Aluminum D Grip	1	11.40 lb
38120	SPD-12R	12' Super Duty Handle	1	10.10 lb
38121	SPDH-12R	12' Super Duty Handle with D Grip	1	11.60 lb
38122	SPDH-12RA	12' Super Duty Handle with Aluminum D Grip	1	13.10 lb
38140	SPD-14R	14' Super Duty Handle	1	11.80 lb
38141	SPDH-14R	14' Super Duty Handle with D Grip	1	13.30 lb
38142	SPDH-14RA	14' Super Duty Handle with Aluminum D Grip	1	14.80 lb
38150	SPD-15R	15' Super Duty Handle	1	12.65 lb
38160	SPD-16R	16' Super Duty Handle	1	13.50 lb
38161	SPDH-16R	16' Super Duty Handle with D Grip	1	15.00 lb
38162	SPDH-16RA	16' Super Duty Handle with Aluminum D Grip	1	16.50 lb
38180	SPD-18R	18' Super Duty Handle	1	16.50 lb
38181	SPDH-18R	18' Super Duty Handle with D Grip	1	18.00 lb
38182	SPDH-18RA	18' Super Duty Handle with Aluminum D Grip	1	19.50 lb
38200	SPD-20R	20' Super Duty Handle	1	19.50 lb
38201	SPDH-20R	20' Super Duty Handle with D Grip	1	21.00 lb
38202	SPDH-20RA	20' Super Duty Handle with Aluminum D Grip	1	22.50 lb
68215	60FS	Fits Fire Swatter, 60"	2	3.00 lb
78216	FHR-48PR	Fits McLeod Rake/Hoe Fire Tool, Pro-Tec 48" handle	2	3.00 lb

# REPLACEMENT HANDLES



NUPLA REPLACEMENT HANDLES				
Part No.	Product No.	Description	Std Pk	Std.Pk Wt.
<b>POWER PYLON® HANDLES FOR SHOVELS &amp; SPADES</b>				
68804	PPHL-E	Power Pylon Handle, 48" E-Series	3	9.50 lb
68806	PPHD-E	Power Pylon Handle, D-type E-Series	3	7.00 lb
68434	PPHL	Power Pylon Handle, 48" Classic	3	9.50 lb
68435	PPHD	Power Pylon Handle, D-type Classic	3	7.00 lb
68437	PPHL-P	Power Pylon Handle, 48" Protec Classic	3	10.40 lb
68438	PPHD-P	Power Pylon Handle, D-type Protec Classic	3	7.50 lb
<b>SHOVEL &amp; SCOOP HANDLES ERGO®</b>				
68800	48LHS-E	Fits Hollow/Closed Back Shovels, 48"	6	14.50 lb
68801	27SHD-E	Fits Hollow/Closed Back Shovels, 27" D Handle	6	11.50 lb
68803	30SHD-E	Fits Hollow/Closed Back Shovels, 30" D Handle	6	12.50 lb
<b>SHOVEL &amp; SCOOP HANDLES CLASSIC® &amp; PROTEC®</b>				
68427	27SHD	Fits Hollow/Closed Back Shovels, 27" D Handle	6	11.50 lb
78427	27SHD-P	Fits Hollow/Closed Back Shovels, 27" D PRO-TEC Handle	6	11.50 lb
68430	30SHD	Fits Hollow/Closed Back Shovels, 30" D Handle	6	12.50 lb
78430	30SHD-P	Fits Hollow/Closed Back Shovels, 30" D PRO-TEC Handle	6	12.50 lb
68436	36SHD	Fits Hollow/Closed Back Shovels, 36" D Handle	6	13.00 lb
68446	48SHD	Fits Hollow/Closed Back Shovels, 48" D Handle	6	14.00 lb
68448	48LHS	Fits Hollow/Closed Back Shovels, 48"	6	14.50 lb
78448	48LHS-P	Fits Hollow/Closed Back Shovels, 48" PRO-TEC Handle	6	14.50 lb
68460	60LHS	Fits Hollow/Closed Back Shovels, 60"	6	16.00 lb
68428	127D	Fits Solid Shank Shovels, 27" D handle	6	11.00 lb
68449	148S	Fits Solid Shank Shovels, 48"	6	14.00 lb
68451	48FLHS	Fits Floral Shovels, 48" handle	6	10.00 lb
68452	27FLHD	Fits Floral Shovels, 27" D handle	6	10.00 lb
68307	60CLS	Fits Clean Out Scoop, 60" handle	6	8.00 lb
68972	48L-FL	Fits Hollow/Closed Back Shovels, 48"	6	8.00 lb
68973	27D-FL	Fits Hollow/Closed Back Shovels, 27" D Handle	6	8.00 lb
69034	18D-FL	Fits Hollow/Closed Back Shovels, 18" D Handle	6	7.00 lb
<b>FORK HANDLES ERGO®</b>				
68850	SFHD-30E	30" D-Handle for Spading Forks	6	13.00 lb
68848	PFH48-E	48" Long Handle for Manure/Hay Forks	6	16.50 lb
<b>FORK HANDLES CLASSIC®</b>				
68350	SFHD30	Fits Spading Fork, 30" D handle	6	12.00 lb
68349	SFHD48	Fits Spading Fork, 48" D handle	6	13.00 lb
68332	SFHD54	Fits Spading Fork, 54" D handle	6	14.50 lb
<b>BROOM, MOP HANDLES</b>				
68553	48BMH	Fits Broom/Mop, 48"	6	7.00 lb
68554	54BMH	Fits Broom/Mop, 54"	6	8.00 lb
68555	60BMH	Fits Broom/Mop, 60"	6	8.50 lb
78555	60BMH-P	Fits Broom/Mop, 60", PRO-TEC Handle	6	8.50 lb
68556	72BMH	Fits Broom/Mop, 72"	6	9.00 lb
<b>POST HOLE DIGGER HANDLES</b>				
68548	48PHD	Fits Post Hole Digger, 48"	1	5.00 lb
68560	60PHD	Fits Post Hole Digger, 60"	1	6.00 lb
68572	72PHD	Fits Post Hole Digger, 72"	1	7.00 lb
68596	96PHD	Fits Post Hole Digger, 96"	1	9.00 lb
68597	120PHD	Fits Post Hole Digger, 120"	1	11.00 lb
<b>RAKE &amp; HOE, LUTE &amp; SQUEEGEE HANDLES</b>				
68600	60RHH	Fits Rake, Hoe, 60"	6	14.00 lb
78600	60RHH-P	Fits Rake, Hoe, 60" PRO-TEC Handle	6	14.00 lb
78612	60RBH-P	Fits Rake, Broom, 60" PRO-TEC Handle	6	14.00 lb
68366	66RHH	Fits Rake, Hoe, 66"	6	15.00 lb
78366	66RHH-P	Fits Rake, Hoe, 66" PRO-TEC Handle	6	15.00 lb
68065	66RLS	Fits Landscape Rake, Asphalt Lute & Squeegee	6	17.00 lb
68602	72RHH	Fits Rake, Hoe, 72"	6	16.00 lb
68610	54RB	Fits Rake/Broom, 54"; tapered end fits threadless broom head	6	8.00 lb
68611	60RB	Fits Rake/Broom, 60"; tapered end fits threadless broom head	6	8.50 lb
68660	60NHH	Handle, Fits Fire Rake/American Pattern Hoe, 60"	6	14.00 lb
<b>TAMPER HANDLES</b>				
68665	48T	Fits Tamper, 48"	2	2.50 lb
<b>DITCH BLANK BLADE &amp; BUSH HOOK HANDLES</b>				
53340	NS3-40D	Fits Ditch Bank Blade	1	3.25 lb
55470	B-147S	Fits Single Bit Axe, Bush Hook, 36" handle	1	3.00 lb
55475	B-147D	Fits Double Bit Axe, Bush Hook, 36" handle	1	3.00 lb
55476	B-147D-46	Fits Double Bit Axe, Bush Hook, 46" Handle	1	4.00 lb




**REPLACEMENT HANDLES**



# REPLACEMENT HANDLES

GET THE STRIPE

REPLACEMENT HANDLES



"AE" & "A" Kits - Individual handles with epoxy.

"CIPE" & "CIP" Kits - Multi-Paks with epoxy.

"IPE" & "IP" Kits - Multi-Paks without epoxy.

Epoxy sold separately

NUPLA REPLACEMENT HANDLES				
Part No.	Product No.	Description	Std Pk	Std.Pk Wt.
<b>PICK HANDLES</b>				
55551	NS6-1ESG	Pick/Mattock Ergo Handle, #6 eyehole, 36" handle, SG grip	1	3.20 lb
55552	NS6-1ECS	Pick/Mattock Ergo Handle, #6 eyehole, 36" handle, CS grip	1	3.50 lb
55553	IPNS6-1ESG	Pick/Mattock Ergo Handle, #6 eyehole, 36" handle, SG grip	5	17.50 lb
55555	IPNS6-1ECS	Pick/Mattock Ergo Handle, #6 eyehole, 36" handle, CS grip	5	17.50 lb
53060	NS6-1	Pick/Mattock Classic Handle, #6 eyehole	1	3.50 lb
53061	IPNS6-1	Pick/Mattock Classic Handle, #6 eyehole	5	16.00 lb
53141	NS6-140	Pick/Mattock Classic Handle, 140 glass, #6 eyehole	1	4.50 lb
53140	IPNS6-140	Pick/Mattock Classic Handle, 140 glass, #6 eyehole	5	17.50 lb
<b>CABLE TRENCHER HANDLE</b>				
68569	CTT42	T-Handle Cable Trencher - 48"	1	6.00 lb
68570	CTT48	T-Handle Cable Trencher - 44"	1	8.00 lb
<b>SHORT STRIKING TOOL HANDLES - ERGO®</b>				
59300	AE7510SG	10" handle, fits all heads with 1" eyeholes, SG grip	1	0.60 lb
59305	AE7512SG	12" handle, fits all heads with 1" eyeholes, SG grip	1	0.70 lb
59310	AE7514SG	14" handle, fits all heads with 1" eyeholes, SG grip	1	0.80 lb
59320	AE7518SG	18" handle, fits all heads with 1" eyeholes, SG grip	1	1.00 lb
57325	CIPE7510SG	10" handle, fits all heads with 1" eyeholes, SG grip	10	12.00 lb
57330	CIPE7512SG	12" handle, fits all heads with 1" eyeholes, SG grip	10	14.00 lb
57335	CIPE7514SG	14" handle, fits all heads with 1" eyeholes, SG grip	10	16.00 lb
57340	CIPE7516SG	16" handle, fits all heads with 1" eyeholes, SG grip	10	18.00 lb
57345	CIPE7518SG	18" handle, fits all heads with 1" eyeholes, SG grip	10	20.00 lb
62100	IPE7510SG	10" handle, fits all heads with 1" eyeholes, SG grip	10	6.00 lb
62105	IPE7512SG	12" handle, fits all heads with 1" eyeholes, SG grip	10	7.00 lb
62110	IPE7514SG	14" handle, fits all heads with 1" eyeholes, SG grip	10	8.00 lb
62120	IPE7518SG	18" handle, fits all heads with 1" eyeholes, SG grip	10	10.00 lb
<b>SLEDGE &amp; MAUL HANDLES - ERGO®</b>				
59816	AE110-16SG	16" handle, fits Slugging Hammer, SG grip	1	1.00 lb
59832	AE132SG	32" Nuplabond handle, SG grip	1	3.44 lb
59836	AE132CS	32" Nuplabond handle, CS grip	1	3.44 lb
59834	AE136SG	36" Nuplabond handle, SG grip	1	3.44 lb
59837	AE136CS	36" Nuplabond handle, CS grip	1	3.44 lb
57832	CIPE132SG	32" Nuplabond handle, SG grip	5	5.00 lb
57810	CIPE132CS	32" Nuplabond handle, CS grip	5	5.00 lb
57834	CIPE136SG	36" Nuplabond handle, SG grip	5	5.00 lb
57836	CIPE136CS	36" Nuplabond handle, CS grip	5	5.00 lb
62150	IPE132SG	32" Nuplabond handle, SG grip	5	5.00 lb
62152	IPE132CS	32" Nuplabond handle, CS grip	5	5.00 lb
62155	IPE136SG	36" Nuplabond handle, SG grip	5	5.00 lb
62157	IPE136CS	36" Nuplabond handle, CS grip	5	5.00 lb
<b>NUPLABOND® STRIKING TOOL HANDLES - CLASSIC®</b>				
59431	A 4311	11" handle, fits Ball Pein 4 oz., H grip	1	0.50 lb
59512	A 5112	12" handle, fits Ball Pein, 8 oz., H grip	1	0.50 lb
59653	A 6513	13" handle, fits Ball Pein 12 oz, Claw 7 oz., H grip	1	0.50 lb
59753	A 7513	13" handle, fits Ball Pein 16-20 oz, Claw 13 oz., H grip	1	0.75 lb
59759	A 7513SG	13" handle, fits Ball Pein 16-20 oz, Claw 13 oz., SG grip	1	0.75 lb
59754	A 7514	14" handle, fits Ball Pein 16-20 oz, Claw 13 oz., H grip	1	0.75 lb
59755	A 7514SG	14" handle, fits Ball Pein 16-20 oz, Claw 13 oz., SG grip	1	0.75 lb
59756	A 7516	16" handle, fits Ball Pein 16-20 oz, Claw 13 oz., H grip	1	0.85 lb
59850	A 8510	10" handle, fits Hand Drilling, 2 lbs., C grip	1	0.85 lb
59855	A 8511	11" handle, fits Hand Drilling, 2 lbs., C grip	1	0.85 lb
59852	A 8512	12" handle, fits Hand Drilling 2 lbs, Bricklayer 24 oz., C grip	1	1.00 lb
59851	A 8512SG	12" handle, fits Hand Drilling 2 lbs, Bricklayer 24 oz., SG grip	1	1.00 lb
59853	A 8513	13" handle, fits Claw/Ripping 16 oz., H grip	1	1.00 lb
59854	A 8514	14" handle, fits Claw/Ripping 16 oz, Ball Pein 24-32 oz, Sledge 2 lb, H grip	1	1.00 lb
59859	A 8514SG	14" handle, fits Claw/Ripping 16 oz, Ball Pein 24-32 oz, Sledge 2 lb, SG grip	1	1.00 lb
<b>NUPLABOND® STRIKING TOOL HANDLES - CLASSIC®</b>				
59856	A 8516	16" handle, fits Ball Pein, 40 oz., H grip	1	1.25 lb
59858	A 8516SG	16" handle, fits Ball Pein, 40 oz, SG grip	1	1.25 lb
59942	A 9412	12" handle, fits Hand Drilling, 3-4 lbs., C grip	1	1.00 lb
59950	A 9510	10" handle, fits Hand Drilling, 3-4 lbs., C grip	1	1.00 lb
59958	A 9512SG	12" handle, fits Hand Drilling, 3-4 lbs., SG grip	1	1.00 lb
59954	A 9514	14" handle, fits Sledges, 3-4 lbs., C grip	1	1.25 lb
59959	A 9514-SG	14" handle, fits Sledges, 3-4 lbs., SG grip	1	1.25 lb
59956	A 9516	16" handle, fits Ball Pein, 48 oz., C grip	1	1.25 lb
59957	A 9516-SG	16" handle, fits Ball Pein, 48 oz., SG grip	1	1.25 lb

# REPLACEMENT HANDLES



NUPLA REPLACEMENT HANDLES				
Part No.	Product No.	Description	Std Pk	Std.Pk Wt.
<b>NUPLABOND® STRIKING TOOL HANDLES - CLASSIC®</b>				
59028	A 10028	28" handle, fits Sledges 6-8 lbs, small eye, CS grip	1	1.50 lb
59002	A 10032	32" handle, fits Sledges 6-8 lbs, small eye, CS grip	1	1.75 lb
59036	A 10036	36" handle, fits Sledges 6-8 lbs, small eye, CS grip	1	1.85 lb
59179	A 11810	10" handle, fits Sledges 6-20 lbs, Mauls 6-8 lbs., CS grip	1	1.55 lb
59180	A 11814	14" handle, fits Sledges 6-20 lbs, Mauls 6-8 lbs., CS grip	1	1.65 lb
59185	A 11815	15" handle, fits Sledges 6-20 lbs, Mauls 6-8 lbs., CS grip	1	1.75 lb
59187	A 11816	16" handle, fits Sledges 6-20 lbs, Mauls 6-8 lbs., CS grip	1	1.80 lb
59188	A 11818	18" handle, fits Sledges 6-20 lbs, Mauls 6-8 lbs., CS grip	1	1.85 lb
59184	A 11824	24" handle, fits Sledges 6-20 lbs, Mauls 6-8 lbs., CS grip	1	2.25 lb
59182	A 11832	32" handle, fits Sledges 6-20 lbs, Mauls 6-8 lbs., CS grip	1	2.75 lb
59190	A 11832SG	32" handle, fits Sledges 6-20 lbs, Mauls 6-8 lbs., SG grip	1	2.75 lb
59186	A 11836	36" handle, fits Sledges 6-20 lbs, Mauls 6-8 lbs., CS grip	1	3.00 lb
59189	A 11836SG	36" handle, fits Sledges 6-20 lbs, Mauls 6-8 lbs., SG grip	1	3.00 lb
59224	A 12224	24" handle, fits Sledges 6-20 lbs, large eye hole, CS grip	1	2.50 lb
59222	A 12232	32" handle, fits Sledges 6-20 lbs, large eye hole, CS grip	1	3.00 lb
59246	A 14036	36" handle, fits Sledges 6-20 lbs, large eye hole, CS grip	1	3.25 lb
<b>NUPLABOND® STRIKING TOOL HANDLES - CLASSIC®</b>				
57431	CIP 4311	11" handle, fits Ball Pein 4 oz., H grip	10	4.00 lb
57512	CIP 5112	12" handle, fits Ball Pein, 8 oz., H grip	10	4.00 lb
57653	CIP 6513	13" handle, fits Ball Pein 12 oz, Claw 7 oz., H grip	10	6.00 lb
57753	CIP 7513	13" handle, fits Ball Pein 16-20 oz, Claw 13 oz., H grip	10	6.25 lb
57754	CIP 7514	14" handle, fits Ball Pein 16-20 oz, Claw 13 oz., H grip	10	6.50 lb
57755	CIP 7514SG	14" handle, fits Ball Pein 16-20 oz, Claw 13 oz., SG grip	10	6.50 lb
57756	CIP 7516	16" handle, fits Ball Pein 16-20 oz, Claw 13 oz., H grip	10	7.00 lb
57850	CIP 8510	10" handle, fits Hand Drilling, 2 lbs., C grip	10	6.75 lb
57852	CIP 8512	12" handle, fits Hand Drilling 2 lbs, Bricklayer 24 oz., C grip	10	7.25 lb
57853	CIP 8513	13" handle, fits Claw/Ripping 16 oz., H grip	10	7.00 lb
57854	CIP 8514	14" handle, fits Claw/Ripping 16 oz, Ball Pein 24-32 oz, Sledge 2 lb, H grip	10	7.50 lb
57855	CIP 8514SG	14" handle, fits Claw/Ripping 16 oz, Ball Pein 24-32 oz, Sledge 2 lb, SG grip	10	7.50 lb
57856	CIP 8516	16" handle, fits Ball Pein, 40 oz., H grip	10	8.50 lb
57857	CIP 8516SG	16" handle, fits Ball Pein, 40 oz., SG grip	10	8.50 lb
57942	CIP 9412	12" handle, fits Hand Drilling, 3-4 lbs., C grip	5	4.50 lb
57950	CIP 9510	10" handle, fits Hand Drilling, 3-4 lbs., C grip	5	4.50 lb
57954	CIP 9514	14" handle, fits Sledges, 3-4 lbs., C grip	5	5.50 lb
57955	CIP 9514SG	14" handle, fits Sledges, 3-4 lbs., SG grip	5	5.50 lb
57956	CIP 9516	16" handle, fits Ball Pein, 48 oz., C grip	5	6.00 lb
57957	CIP 9516SG	16" handle, fits Ball Pein, 48 oz., SG grip	5	6.00 lb
57958	CIP 9518	18" handle, fits Ball Pein, 48 oz., CS grip	5	9.50 lb
57003	CIP 10024	24" handle, fits Sledges 6-8 lbs, small eye, CS grip	5	8.50 lb
57025	CIP 10025	25" handle, fits Sledges 6-8 lbs, small eye, CS grip	5	8.50 lb
57002	CIP 10032	32" handle, Sledges 6-8 lbs, small eye, CS grip	5	9.50 lb
57181	CIP 11810	10" handle, fits Sledges 6-20 lbs, Mauls 6-8 lbs., CS grip	5	7.00 lb
57188	CIP 11818	18" handle, fits Sledges 6-20 lbs, Mauls 6-8 lbs., CS grip	5	8.50 lb
57184	CIP 11824	24" handle, fits Sledges 6-20 lbs, Mauls 6-8 lbs., CS grip	5	9.50 lb
57182	CIP 11832	32" handle, fits Sledges 6-20 lbs, Mauls 6-8 lbs., CS grip	5	13.00 lb
57186	CIP 11836	36" handle, fits Sledges 6-20 lbs, Mauls 6-8 lbs., CS grip	5	14.50 lb
57189	CIP 11836SG	36" handle, fits Sledges 6-20 lbs, Mauls 6-8 lbs., SG grip	5	14.50 lb
57222	CIP 12232	32" handle, fits Sledges 6-20 lbs, large eye hole, CS grip	5	15.00 lb
57226	CIP 12236-4CS	36" handle, fits Sledges 6-20 lbs, large eye hole, 4CS grip	5	16.50 lb
57242	CIP 14032-5CS	32" handle, fits Sledges 6-20 lbs, large eye hole, 5CS grip	5	18.00 lb
57246	CIP 14036-5CS	36" handle, fits Sledges 6-20 lbs, large eye hole, 5CS grip	5	19.50 lb
<b>NUPLABOND® STRIKING TOOL HANDLES - CLASSIC®</b>				
61431	IP 4311	11" handle, fits Ball Pein, 4 oz., H grip	10	4.00 lb
61512	IP 5112	12" handle, fits Ball Pein, 8 oz., H grip	10	4.00 lb
61653	IP 6513	13" handle, fits Ball Pein 12 oz, Claw 7 oz., H grip	10	6.00 lb
61753	IP 7513	13" handle, fits Ball Pein 16-20 oz, Claw 13 oz., H grip	10	6.25 lb
61754	IP 7514	14" handle, fits Ball Pein 16-20 oz, Claw 13 oz., H grip	10	6.50 lb
61755	IP 7514SG	14" handle, fits Ball Pein 16-20 oz, Claw 13 oz., SG grip	10	6.50 lb
61756	IP 7516	16" handle, fits Ball Pein 16-20 oz, Claw 13 oz., H grip	10	7.00 lb
61850	IP 8510	10" handle, fits Hand Drilling, 2 lbs., C grip	10	6.75 lb
61852	IP 8512	12" handle, fits Hand Drilling 2 lbs, Bricklayer 24 oz., C grip	10	7.25 lb
61853	IP 8513	13" handle, fits Claw/Ripping 16 oz., H grip	10	7.00 lb
61854	IP 8514	14" handle, fits Claw/Ripping 16 oz, Ball Pein 24-32 oz, Sledge 2 lb, H grip	10	7.50 lb
61855	IP 8514SG	14" handle, fits Claw/Ripping 16 oz, Ball Pein 24-32 oz, Sledge 2 lb, SG grip	10	7.50 lb



**REPLACEMENT HANDLES**

**Nuplaglas® Cross Section Chart**

Glass Size	Major		Minor (Inch)
	Major (inch)		
43	.0433		0.297
51	0.520		.0359
65	0.641		.0424
75	0.735		0.453
85	0.842		0.539
95	0.961		0.586
100	0.966		0.742
118	1.124		0.772
122	1.176		0.947
140	1.363		0.985



# REPLACEMENT HANDLES

GET THE STRIPE

REPLACEMENT HANDLES




Nupla® Bond Epoxy

NUPLA REPLACEMENT HANDLES				
Part No.	Product No.	Description	Std Pk	Std.Pk Wt.
<b>NUPLABOND® STRIKING TOOL HANDLES - CLASSIC®</b>				
61856	IP 8516	16" handle, fits Ball Pein, 40 oz., H grip	10	8.50 lb
61857	IP 8516SG	16" handle, fits Ball Pein, 40 oz., SG grip	10	8.50 lb
61942	IP 9412	12" handle, fits Hand Drilling, 3-4 lbs., C grip	5	4.50 lb
61950	IP 9510	10" handle, fits Hand Drilling, 3-4 lbs., C grip	5	4.50 lb
61954	IP 9514	14" handle, fits Sledges, 3-4 lbs., C grip	5	5.50 lb
61959	IP 9514SG	14" handle, fits Sledges, 3-4 lbs., SG grip	5	5.50 lb
61956	IP 9516	16" handle, fits Ball Pein, 48 oz., C grip	5	6.00 lb
61957	IP 9516SG	16" handle, fits Ball Pein, 48 oz., SG grip	5	6.00 lb
61960	IP 9518	18" handle, fits Ball Pein, 48 oz., C grip	5	9.50 lb
61003	IP 10024	24" handle, fits Sledges 6-8 lbs, small eye, CS grip	5	8.50 lb
61004	IP 10025	25" handle, fits Sledges 6-8 lbs, small eye, CS grip	5	8.50 lb
61002	IP 10032	32" handle, fits Sledges 6-8 lbs, small eye, CS grip	5	9.50 lb
61180	IP 11810	10" handle, fits Sledges 6-20 lbs, Mauls 6-8 lbs, CS grip	5	7.00 lb
61188	IP 11818	18" handle, fits Sledges 6-20 lbs, Mauls 6-8 lbs., CS grip	5	8.50 lb
61184	IP 11824	24" handle, fits Sledges 6-20 lbs, Mauls 6-8 lbs., CS grip	5	9.50 lb
61182	IP 11832	32" handle, fits Sledges 6-20 lbs, Mauls 6-8 lbs., CS grip	5	13.00 lb
61186	IP 11836	36" handle, fits Sledges 6-20 lbs, Mauls 6-8 lbs., CS grip	5	14.50 lb
61189	IP 11836SG	36" handle, fits Sledges 6-20 lbs, Mauls 6-8 lbs., SG grip	5	14.50 lb
61222	IP 12232	32" handle, fits Sledges 6-20 lbs, large eye hole, CS grip	5	15.00 lb
61226	IP 12236-4CS	35" handle, fits Sledges 6-20 lbs, large eye hole, CS grip	5	16.50 lb
61142	IP 14032-5CS	32" handle, fits Sledges 6-20 lbs, large eye hole, CS grip	5	18.00 lb
61146	IP 14036-5CS	36" handle, fits Sledges 6-20 lbs, large eye hole, CS grip	5	19.50 lb
<b>AXE HANDLES - ERGO®</b>				
55600	EAX132SG	32" Axe/Pulaski axe handle, SG grip	1	3.00 lb
55603	EAX132CS	32" Axe/Pulaski axe handle, CS grip	1	3.00 lb
55606	EAX136SG	36" Double bit axe/Pulaski axe handle, SG grip	1	3.00 lb
55608	EAX136CS	36" Double bit axe/Pulaski axe handle, CS grip	1	3.00 lb
31672	EXC128	28" Slim Line axe handle	1	3.00 lb
31673	EXC132	32" Slim Line axe handle	1	3.00 lb
31674	EXC136	36" Slim Line axe handle	1	3.00 lb
57820	CIPEAX132SG	32" Axe/Pulaski axe handle, SG grip, Multi-Pak	5	5.00 lb
57822	CIPEAX132CS	32" Axe/Pulaski axe handle, CS grip, Multi-Pak	5	5.00 lb
57824	CIPEAX136SG	36" Double bit axe/Pulaski axe handle, SG grip, Multi-Pak	5	5.00 lb
57826	CIPEAX136CS	36" Ddouble bit axe/Pulaski axe handle, CS grip, Multi-Pak	5	5.00 lb
62160	IPEAX132SG	32" Axe/Pulaski axe handle, SG grip, Multi-Pak	5	5.00 lb
62162	IPEAX132CS	32" Axe/Pulaski axe handle, CS grip, Multi-Pak	5	5.00 lb
62165	IPEAX136SG	36" Double bit axe/Pulaski axe handle, SG grip, Multi-Pak	5	5.00 lb
62167	IPEAX136CS	36" Double bit axe/Pulaski axe handle, CS grip, Multi-Pak	5	5.00 lb
<b>AXE HANDLES - CLASSIC®</b>				
55235	B-139-34-S	34" handle, fits Single Bit Axe, thin eye hole	1	2.50 lb
55390	B-139D	36" handle, fits Pulaski Axe	1	2.50 lb
55473	A-147S	Fits Single Bit Axe, Bush Hook, 32" handle	1	2.80 lb
55470	B-147S	Fits Single Bit Axe, Bush Hook, 36" handle	1	3.00 lb
55475	B-147D	Fits Double Bit Axe, Bush Hook, 36" handle	1	3.00 lb
55476	B-147D-46	Fits Double Bit Axe, Bush Hook, 46" Handle	1	4.00 lb
64390	CIP 139D	36" handle, fits Pulaski Axe, Multi-Pak	5	14.00 lb
64472	CIP 147-28-S	28" handle, fits Single Bit Axe, Bush Hook, Multi-Pak	5	15.00 lb
55474	A-147S	Fits Single Bit Axe, Bush Hook, 32" handle Multi-Pak	5	15.50 lb
64470	CIP 147-36-S	36" handle, fits Single Bit Axe, Bush Hook, Multi-Pak	5	16.00 lb
64475	CIP 147D	36" handle, fits Double Bit Axe, Bush Hook, Multi-Pak	5	15.00 lb
64478	CIP 147D-48	48" handle, fits Double Bit Axe, Bush Hook, Multi-Pak	5	18.00 lb
63394	IP 139D	36" handle, fits Pulaski Axe, Multi-Pak	5	14.00 lb
63468	IP 147-28-S	28" handle, fits Single Bit Axe, Bush Hook, Multi-Pak	5	15.00 lb
63470	IP 147-36-S	36" handle, fits Single Bit Axe, Bush Hook, Multi-Pak	5	16.00 lb
63475	IP 147D	36" handle, fits Double Bit Axe, Bush Hook, Multi-Pak	5	15.00 lb
63478	IP 147D-48	48" handle, fits Double Bit Axe, Bush Hook, Multi-Pak	5	18.00 lb
<b>NUPLABOND® EPOXY KITS &amp; BULK</b>				
39012	BK-12	Nuplabond A/B, 12 gr for small hammer	1	0.25 lb
39024	BK-24	Nuplabond A/B, 24 gr for sledges	1	0.25 lb
39072	HK-147	Nuplabond A/B, 72 gr for axes	1	0.38 lb
39132	BKIPE-132	Nuplabond A/B, 4 oz for bulkpacks	1	0.65 lb
41110	NBA-16	Nuplabond A - 1 pt	1	1.25 lb
41210	NBB-16	Nuplabond B - 1 pt	1	1.25 lb
41120	NBA-32	Nuplabond A - 1 qt	1	2.25 lb
41220	NBB-32	Nuplabond B - 1 qt	1	2.25 lb
41180	NBA-128	Nuplabond A - 1 gal	1	8.50 lb
41280	NBB-128	Nuplabond B - 1 gal	1	8.50 lb

# MECH/LOC® REPLACEMENT HANDLES



Assemble with wedges - just like wood. No epoxy needed.



**REPLACEMENT HANDLES**

NUPLA MECH/LOC® REPLACEMENT HANDLES									
Part No.	Product No.	Description	Std Pk	Std.Pk Wt.	Part No.	Product No.	Description	Std Pk	Std.Pk Wt.
<b>CLAW &amp; RIPPING HAMMERS 16-20 oz - ERGO®</b>					<b>SLEDGE &amp; CROSS PEIN HAMMERS 2-4 LB - ERGO®</b>				
59250	ML8513ESG	13" Handle, SG grip	1	10.12 oz	59900	ML9514ESG	14" Handle, SG grip	1	11.18 oz
59252	ML8514ESG	14" Handle, SG grip	1	11.18 oz	59902	ML9516ESG	16" Handle, SG grip	1	11.46 oz
59254	ML8516ESG	16" Handle, SG grip	1	11.64 oz	62450	IPML9514ESG	14" Handle, SG grip, Multi-Pak	10	6.87 lb
62500	IPML8513ESG	13" Handle, SG grip, Multi-Pak	10	6.83 lb	62452	IPML9516ESG	16" Handle, SG grip, Multi-Pak	10	7.66 lb
62502	IPML8514ESG	14" Handle, SG grip, Multi-Pak	10	6.94 lb	<b>SLEDGE &amp; CROSS PEIN HAMMERS 2-4 LB - CLASSIC®</b>				
62504	IPML8516ESG	16" Handle, SG grip, Multi-Pak	10	7.78 lb	59984	ML9514C	14" Handle, C grip	1	13.22 oz
<b>CLAW &amp; RIPPING 16-20 oz - CLASSIC®</b>					59987	ML9514SG	14" Handle, SG grip	1	13.22 oz
59883	ML8513	13" Handle, H grip	1	10.85 oz	59986	ML9516C	16" Handle, C grip	1	14.1 oz
59885	ML8513C	13" Handle, C grip	1	12.16 oz	59989	ML9516SG	16" Handle, SG grip	1	14.1 oz
59884	ML8514	14" Handle, H grip	1	11.11 oz	62964	IPML9514C	14" Handle, C grip, Multi-Pak	10	8.46 lb
59887	ML8514C	14" Handle, C grip	1	11.99 oz	62967	IPML9514SG	14" Handle, SG grip, Multi-Pak	10	8.46 lb
59882	ML8514SG	14" Handle, SG grip	1	11.99 oz	62966	IPML9516C	16" Handle, C grip, Multi-Pak	10	8.75 lb
59886	ML8516	16" Handle, H grip	1	13.05 oz	62969	IPML9516SG	16" Handle, SG grip, Multi-Pak	10	8.75 lb
59889	ML8516C	16" Handle, C grip	1	13.05 oz	<b>SLEDGE &amp; CROSS PEIN 2-4 LB - (DISPLAY BACKER PACK)</b>				
59888	ML8516SG	16" Handle, SG grip	1	13.05 oz	58900	RML9514ESG	14" Handle, SG grip Ergo	4	2.93 lb
62863	IPML8513	13" Handle, H grip, Multi-Pak	10	6.63 lb	58902	RML9516ESG	16" Handle, SG grip Ergo	4	3.15 lb
62865	IPML8513C	13" Handle, C grip, Multi-Pak	10	7.29 lb	59990	RML9514C	14" Handle, C grip Classic	4	3.50 lb
62864	IPML8514	14" Handle, H grip, Multi-Pak	10	6.72 lb	59991	RML9514SG	14" Handle, SG grip Classic	4	3.50 lb
62867	IPML8514C	14" Handle, C grip, Multi-Pak	10	7.27 lb	59992	RML9516C	16" Handle, C grip Classic	4	3.72 lb
62868	IPML8514SG	14" Handle, SG grip, Multi-Pak	10	7.27 lb	59993	RML9516SG	16" Handle, SG grip Classic	4	3.72 lb
62866	IPML8516	16" Handle, H grip, Multi-Pak	10	7.16 lb	<b>SLEDGE HAMMERS 6-16 LB, SLEDGE EYE MAULS 6 &amp; 8 LB</b>				
62869	IPML8516C	16" Handle, C grip, Multi-Pak	10	7.76 lb	59800	ML132ESG	32" Handle, SG grip Ergo	1	2.77 lb
62870	IPML8516SG	16" Handle, SG grip, Multi-Pak	10	7.76 lb	59801	ML136-ESG	36" Handle, SG grip Ergo	1	3.08 lb
<b>CLAW &amp; RIPPING 16-20 oz - (DISPLAY BACKER PACK)</b>					62280	IPML132ESG	32" Handle, SG grip, Multi-Pak Ergo	10	24.08 lb
58250	RML8513ESG	13" Handle, SG grip Ergo	4	2.66 lb	62284	IPML136-ESG	36" Handle, SG grip, Multi-Pak Ergo	10	27.06 lb
58252	RML8514ESG	14" Handle, SG grip Ergo	4	2.93 lb	59200	ML11832SG	32" Handle, SG grip Classic	1	2.75 lb
58254	RML8516ESG	16" Handle, SG grip Ergo	4	3.10 lb	59201	ML11832CS	32" Handle, CS grip Classic	1	2.75 lb
59890	RML8513	13" Handle, H grip Classic	4	2.93 lb	59202	ML11836SG	36" Handle, SG grip Classic	1	3.03 lb
59891	RML8513C	13" Handle, C grip Classic	4	2.35 lb	59203	ML11836CS	36" Handle, CS grip Classic	1	3.03 lb
59892	RML8514	14" Handle, H grip Classic	4	2.88 lb	62210	IPML11832SG	32" Handle, SG grip, Multi-Pak Classic	10	23.53 lb
59893	RML8514C	14" Handle, C grip Classic	4	3.15 lb	62211	IPML11832CS	32" Handle, CS grip, Multi-Pak Classic	10	23.53 lb
59894	RML8516	16" Handle, H grip Classic	4	3.15 lb	62212	IPML11836SG	36" Handle, SG grip, Multi-Pak Classic	10	31.30 lb
59895	RML8516C	16" Handle, C grip Classic	4	3.46 lb	62213	IPML11836CS	36" Handle, CS grip, Multi-Pak Classic	10	31.30 lb
<b>HAND DRILLING HAMMERS 2-4 LB - ERGO®</b>					<b>SLEDGE HAMMERS 6-16 LB, SLEDGE EYE MAULS 6 &amp; 8 LB (DISPLAY BACKER PACK)</b>				
59906	ML9510ESG	10" Handle, SG grip	1	8.28 oz	59796	RML132ESG	32" Handle, SG grip Ergo	4	11.18 lb
62440	IPML9510ESG	10" Handle, SG grip, Multi-Pak	10	5.77 lb	59797	RML132ECS	32" Handle, CS grip Ergo	4	11.18 lb
<b>HAND DRILLING HAMMERS 2-4 LB - CLASSIC®</b>					59798	RML136-ESG	36" Handle, SG grip Ergo	4	12.37 lb
59875	ML9510C	10" Handle, C grip	1	11.11 oz	59799	RML136-ECS	36" Handle, CS grip Ergo	4	12.37 lb
59876	ML9510SG	10" Handle, SG grip	1	11.11 oz	58200	RML11832SG	32" Handle, SG grip Classic	4	8.59 lb
62900	IPML9510C	10" Handle, C grip, Multi-Pak	10	6.54 lb	58201	RML11832CS	32" Handle, CS grip Classic	4	8.33 lb
62901	IPML9510SG	10" Handle, SG grip, Multi-Pak	10	6.54 lb	58202	RML11836SG	36" Handle, SG grip Classic	4	9.34 lb
<b>HAND DRILLING 2-4 LB - (DISPLAY BACKER PACK)</b>					58203	RML11836CS	36" Handle, CS grip Classic	4	9.08 lb
58906	RML9510ESG	10" Handle, SG grip Ergo	4	2.22 lb	<b>SLUGGING HAMMERS 6-10 lb</b>				
58875	RML9510C	10" Handle, C grip Classic	4	2.92 lb	59780	ML16ESG	16" Handle, SG grip Ergo	1	1.28 lb
58876	RML9510SG	10" Handle, SG grip Classic	4	3.02 lb	62250	IPML16ESG	16" Handle, SG grip, Multi-Pak Ergo	10	10.25 lb
					59192	ML11816SG	16" Handle, SG grip Classic	1	1.24 lb
					59193	ML11816CS	16" Handle, CS grip Classic	1	1.24 lb
					62205	IPML11816SG	16" Handle, SG grip, Multi-Pak Classic	10	9.81 lb
					62206	IPML11816CS	16" Handle, CS grip, Multi-Pak Classic	10	9.81 lb

**WHEN ONLY THE BEST WILL DO...**



**GET THE STRIPE**

**QUALITY TOOLS SINCE 1938**

**DISTRIBUTED BY**

**NUPLA Corporation**

**11912 SHELDON STREET SUN VALLEY, CA 91352**

**PHONE (800) 872-7661 (818) 768-6800 FAX (800) 546-8752**

**EMAIL: SALES@NUPLACORP.COM WEB: WWW.NUPLACORP.COM**

Specifications Subject To Change Without Notice.  
NUPLA Corporation P/N 1001063